



**UTT ASSET MANAGEMENT AND
INVESTOR SERVICES PLC (UTT AMIS)**

ANNUAL REPORT FOR UMOJA UNIT TRUST SCHEME (UMOJA FUND)



**FOR THE YEAR ENDED
30 JUNE 2024**

TABLE OF CONTENTS

1.	Timetable and Agenda Items	ii
2.	Minutes of the 15 th Annual General Meeting.....	1
3.	Matters Arising from the 15 th Annual General Meeting	19
4.	Chairman’s Statement	22
5.	Statement of the Custodian	26
6.	Report of the Independent Auditors	28
7.	Report of the Audited Financial Statements	31
8.	Manager’s Report.....	36
9.	UTT AMIS News Bulletin	43



UTT ASSET MANAGEMENT AND INVESTOR SERVICES PLC (UTT AMIS)



**ANNUAL GENERAL MEETING FOR UMOJA UNIT TRUST SCHEME,
ON FRIDAY, NOVEMBER 15, 2024 AT THE JULIUS NYERERE
INTERNATIONAL CONVENTION CENTRE, STARTING AT 8:30AM**


TIMETABLE AND AGENDA ITEMS

S/N	TIME	ACTIVITIES	RESPONSIBLE PERSON(S)
1.	08.30 - 08.45	Arrival and Registration of Investors	Investors / Administration
2.	08.45 - 09.00	Announcements and other Administrative Matters	MC / Administration
3.	09.00 - 09.05	Confirmation of Quorum and Opening of the Meeting	Board Chairman
4.	09.05 - 09.20	Introduction of Directors, Management and Service Providers	Managing Director
5.	09.20 - 09.30	Confirmation of Minutes of the 15 th Annual General Meeting	All
6.	09.30 - 09.45	Matters Arising from the 15 th Annual General Meeting	Managing Director
7.	09.45 - 10.00	Chairman's Statement	Board Chairman
8.	10.00 - 10.30	Presentation of Annual Reports:- 1. Statement of the Custodian 2. Report of the Independent Auditors on the Summary of Financial Statements 3. Report on the Audited Financial Statements	CRDB KPMG Director of Finance and Planning
9.	10.30 - 11.00	Presentation of Manager's Report on Investments	Director of Investment and Property Management
10.	11.00 - 11.35	Comments, Questions and Answers Session	Board Members / Management
11.	11.35 - 11.45	Closing of the Meeting	Board Chairman



2

Minutes of the
15th Annual
General Meeting





**KUMBUKUMBU ZA MKUTANO WA KUMI
MKUTANO WA KUMI NA TANO (15) WA MFUKO
WA UMOJA ULIOFANYIKA JUMAMOSI YA
TAREHE 18 NOVEMBA 2023 KATIKA UKUMBI
WA MIKUTANO WA KIMATAIFA WA JULIUS
NYERERE, DAR ES SALAAM.**



WALIOHUDHURIA (Kiambatisho “A”)

BODI YA WAKURUGENZI

1. Bw. Casmir S. Kyuki - Mwenyekiti wa Bodi
2. Dkt. Judika L. King'ori - Mkurugenzi wa Bodi
3. Bw. David E. Mwankenja - Mkurugenzi wa Bodi
4. Bw. Paul A. Maganga - Mkurugenzi wa Bodi
5. Bi. Neema J. Jones - Mkurugenzi wa Bodi
6. Bw. Simon M. Migangala - Mkurugenzi Mtendaji

WAJUMBE WA KAMATI ZA BODI YA WAKURUGENZI

1. Dkt. Fortunatus Magambo - Mjumbe wa Kamati ya Bodi
2. Bw. Daniel Olesumayan - Mjumbe wa Kamati ya Bodi

WASIO HUDHURIA KWA TAARIFA

1. Bw. Lameck Kakulu - Mjumbe wa Kamati ya Bodi

WAALIKWA

1. Bw. Vicent. Onjala - KPMG/Wakaguzi wa Hesabu za Mfuko
2. Bi. Rashidah Rashid - KPMG/Wakaguzi wa Hesabu za Mfuko
3. Bw. Hemedi Masumai - CRDB/Waangalizi wa Mfuko
4. Bi. Mariam Mtunguja - CMSA/ Mamlaka ya Masoko ya Mitaji na Dhamana
5. Bi. Anna Gabriel - CMSA/ Mamlaka ya Masoko ya Mitaji na Dhamana
6. Bw. Josephat Masaba - Mwakilishi wa Msajili wa Hazina

MENEJIMENTI NA WAFANYAKAZI WA KAMPUNI YA UWEKEZAJI YA UTT AMIS

1. Bw. I. Wahichinenda
2. Bw. D. Mbaga
3. Bw. S. Bujiku
4. Bw. S. Kaniki
5. Bi. S. Mgaya
6. Bi. T. Mpiluka
7. Bw. R. Mwanga
8. Bw. M. Kimario
9. Bi. J. Swai
10. Bw. P. Ndunguru

11. Bi. V. Abuogo
12. Bw. F. Bwalya
13. Bw. B. John
14. Bi. J. Mlimbila
15. Bw. M. Balati
16. Bw. H. Mnongane
17. Bw. B. Liwali
18. Bw. C. Chanjarika
19. Bw. J. Joseph
20. Bi. R. Maruma
21. Bw. J. Masoud
22. Bw. B. Lukinga
23. Bw. A. Mushi
24. Bw. L. Temela
25. Bw. W. Ramadhani
26. Bi. V. Maheri
27. Bi. D. Milenge
28. Bi. W. Malya
29. Bi. H. Lashkoni
30. Bw. A. Mabruk
31. Bw. A. Ambari
32. Bw. J. Nyambo
33. Bw. S. Ivambi

1.0 AKIDI NA KUFUNGUA MKUTANO

Mwenyekiti alifungua mkutano saa 3:05 asubuhi kwa kuwakaribisha wajumbe walioweza kuhudhuria Mkutano wa 15 wa Mfuko wa Umoja. Hii ilikuwa baada ya wajumbe kupata taarifa ya akidi, ambayo ilionyesha kwamba Wajumbe wa Mkutano waliohudhuria walikuwa 719 kati ya 107,432 (majina yao yameambatanishwa kwenye Kumbukumbu hizi kama Kiambatisho "A"). Idadi ya vipande vilivyowakilishwa ilikuwa **244,533,538** kati ya jumla ya vipande **345,331,409**. Vipande vilivyowakilishwa ni sawa na asilimia Sabini na moja (71%) ya jumla ya vipande vyote vya Mfuko, na hivyo Mkutano ungeweza kuanza kwa sababu idadi inayohitajika kulingana na Waraka wa Makubaliano (Deed of Trust) ni asilimia kumi (10).

2.0 DONDOO/AJENDA ZA MKUTANO

1. Akidi na Kufungua Mkutano
2. Utambulisho
3. Kuthibitisha Kumbukumbu za Mkutano Uliopita
4. Yatokanayo na Kumbukumbu za Mkutano Uliopita
5. Taarifa ya Mwenyekiti
6. Taarifa ya Mwangalizi wa Mfuko
7. Taarifa ya Mbaguzi wa Mfuko
8. Taarifa ya Hesabu za Mfuko
9. Taarifa ya Meneja wa Mfuko Kuhusu Uwekezaji
10. Kipindi cha Maswali na Majibu
11. Kufunga Mkutano

3.0 UTAMBULISHO

Mkurugenzi Mtendaji wa Kampuni ya Uwekezaji ya UTT AMIS aliwatambulisha Wajumbe wa Bodi ya Wakurugenzi ya Kampuni ya uwekezaji ya UTT AMIS, Wajumbe wa kamati za Bodi na Wawakilishi wa Mamlaka ya Masoko ya Mitaji na Dhamana (CMSA). Aliendelea kwa kuwatambulisha Mwakilishi wa Benki ya CRDB ambayo ni Mwangalizi wa Mfuko, Wawakilishi wa Kampuni ya KPMG inayotoa Huduma za Ukaguzi wa Hesabu za Mfuko pamoja na Mwakilishi kutoka ofisi ya Hazina ambayo inasimamia taasisi za serikali. Mkurugenzi Mtendaji alimalizia kwa kutambulisha Menejimenti ya UTT AMIS Pamoja na wafanyakazi wote waliokuwepo Mkutanoni.

4.0 KUTHIBITISHA KUMBUKUMBU ZA MKUTANO ULIOPITA

Baada ya kupitia kumbukumbu ukurasa kwa ukurasa za mkutano wa Kumi na nne (14) uliofanyika tarehe 18 Novemba, 2022, Wajumbe wote walipitisha na kuuthibitisha mhuatasari kama kumbukumbu rasmi za Mkutano huo.

5.0 YATOKANAYO NA MUHTASARI WA MKUTANO ULIOPITA

5.1 Matumizi ya Teknolojia katika ushiriki wa mkutano kwa njia ya video

Taarifa ilitolewa kwamba suala la ushiriki wa mkutano kwa kutumia teknolojia kwa njia ya video limetekelezwa. Wawekezaji sasa waliwezesha kuhudhuria mkutano ki electroniki popote walipo kwa kutumia simu za mkononi au tarakilishi kupitia linki zilizosambazwa kwa njia ya meseji, kwenye tovuti ya UTT AMIS na mitandao ya kijamii ya UTT AMIS.

6.0 TAARIFA YA MWENYEKITI

Mwenyekiti aliwasilisha taarifa yake kuhusu Mfuko wa Umoja kwa mwaka wa fedha ulioishia tarehe 30 Juni 2023. Taarifa hiyo ilikuwa kama ifuatavyo: -

6.1 Taarifa ilieleza kwamba katika kipindi cha mwaka wa fedha ulioishia Juni 30 2023, utendaji wa mfuko uliendelea kuwa mzuri. Faida ya wawekezaji kwa mwaka ilikuwa kubwa kulinganishwa na Kigezo Linganifu. Faida ya mwaka ilikuwa asilimia 11.2 ikilinganishwa na asilimia 7.6 ya Kigezo Linganifu ambapo katika kipindi cha mwaka wa Fedha ulioishia Juni 30, 2023 thamani ya Mfuko iliongezeka kutoka Shilingi bilioni 289.0 tarehe 30 Juni 2022 hadi Shilingi bilioni 320.0 tarehe 30 Juni 2023. Ongezeko la thamani ya Mfuko linatokana na imani ya Wawekezaji pamoja na kueleweka kwa elimu iliyotolewa kuhusu faida za mifuko ya uwekezaji wa pamoja.

6.2 Kuhusu mwenendo wa uchumi na mazingira katika masoko ya fedha, ilielezwa kuwa wakati Dunia inazidi kupata ahueni juu ya athari za UVIKO 19 na madhara ya vita nchini Ukraine, hali ya uchumi, imeendelea kuimarika na kukua kwa asilimia 4.7 kwa mwaka 2022 na kiwango cha asilimia 5.4 na silimia 5.2 kwa robo ya kwanza naya pili kwa mwaka 2023. Uchumi wa Tanzania umekuwa ni zaidi ya ukuaji katika nchi za ukanda wa Jagwa la sahara na nchi za ukanda wa ushirikiano wa mandeleo kusini mwa Afrika (SADC) ambao ni asilimia 3.5. Mfumuko wa bei ulikua asilimia 4.0 kwa mujibu wa tarifa ya benki kuu ya Tanzania, ya kipindi cha robo mwaka ilioishia tarehe 30 Juni 2023, pia thamani ya shilingi ya Tanzania dhidi ya dola ya marekani ilipungua kidogo kwa kiwango cha asilimia 1.0 na kuongezeka thamani dhidi ya fedha za baadhi ya nchi za Africa Mashariki kwa viwango vya hadi asilimia 15.0.

6.3 Kwa upande wa soko la mitaji na dhamana, ilielezwa kuwa kumekuwa na ongezeko katika bei za hisa. Katika mwaka wa fedha ulioishia tarehe 30 Juni 2023. Kwa mujibu wa fahirisi, imeonyesha kuwa na ongezeko la asilimia 4.1 kutoka 3,928.54 tarehe 30 Juni 2022 hadi

4,091.8 tarehe 30 Juni 2023 ikilinganishwa na ongezeko la asilimia 7.5 kwa mwaka ulioishia tarehe 30 Juni 2022. Hii inamaanisha kwamba katika kipindi cha mwaka ulioishia Juni 2023, bei za hisa kwa ujumala ziliongezeka ikilinganishwa na mwaka uliopita.

- 6.4 Sababu zilizopelekea kupanda kwa bei za hisa, zilielezwa kuwa ni pamoja na utendaji mzuri wa makampuni yaliyoorodheshwa kwenye Soko la Hisa la Dar es Salaam, kuongezeka kwa imani ya wawekezaji ndani na nje ya nchi na uboreshaji wa mazingira ya uwekezaji hapa nchini. Shukurani zilitolewa kwa Raisi wa Jamhuri ya Muungano wa Tanzania, Mheshimiwa Dkt. Samia Suluhu Hassan na Serikali kwa ujumla kwa kuweka sera na mazingira bora ya biashara na uwekezaji.
- 6.5 Kuhusu ukuaji wa Mifuko inayoendeshwa na Kampuni ya Uwekezaji ya UTT AMIS, taarifa inaonyesha kuwa kwa Mwaka wa fedha ulioishia 30 Juni 2023, thamani ya mifuko iliongezeka kutoka Shilingi bilioni 996.5 iliofikiwa tarehe 30 Juni 2022 hadi kufikia Shilingi Trilioni 1.535 tarehe 30 Juni 2023 ongezeko la shilingi bilioni 538.9, sawa na asilimia 54.0 ikilinganishwa na ongezeko la shilingi bilioni 383.7, sawa na asilimia 62.6 kwa mwaka ulioishia June 30, 2022. Ongezeko la ukubwa wa Mifuko, limetokana na ongezeko la idadi ya wawekezaji 47,480, sawa na asilimia 24 waliojiunga katika Mifuko kwa mwaka 2023 ikilinganisha na wawekezaji 29,832, sawa na asilimia 17 waliojiunga mwaka wa fedha uliotangulia.
- 6.6 Ilibainishwa kuwa Kampuni ya UTT AMIS inaendelea na utekelezaji wa Mpango Mkakati wake wa miaka mitano (5) utakaoishia mwezi Juni mwaka 2024. Katika Mpango Mkakati huo Kampuni imeazimia kujikita kwenye matumizi ya teknolojia katika kutoa huduma kwa wawekezaji. Katika kipindi kilichoishia tarehe 30 Juni 2023, UTT AMIS imekamilisha uunganishaji wa mifumo yake na mifumo ya Benki za NMB, Benki ya Taifa ya Biashara (NBC) na Benki ya Stanbic. Aidha, UTT AMIS imeendelea na miradi ya kuunganisha mifumo yake na mifumo ya Benki ya EXIM, Benki ya Absa, Benki ya KCB, Benki ya watu wa Zanzibar, Benki ya DCB na Benki ya UBA ambayo ipo katika hatua mbalimbali za utekelezaji. Pindi miradi hii itakapokamilika, miamala ya kidigitali, ambayo sasa ni asilimia 70 itaongezeka na kufikia asilimia ya juu zaidi.
- 6.7 Matarajio kwa kipindi cha miaka minne ya utendaji wa Mpango Mkakati wa Kampuni ya UTT AMIS unaoishia Juni 2024 kumekuwa na mafanikio makubwa zaidi ya ilivyotarajiwa. UTT AMIS ikiwa imebakiwa na mwaka mmoja wa utekelezaji wa mpango mkakati huo,

imeshaanza kuandaa mpango mkakati mpya wa miaka mitano, ikiwemo kuboresha mifumo na huduma kwa wawekezaji pamoja na kubainisha fursa nyingine za kibiashara kwa manufaa ya wawekezaji, serikali Pamoja na wadau wengine.

- 6.8 Mwenyekiti wa Bodi ya Wakurugenzi, alimalizia kuwasilisha taarifa yake kwa kutoa shukrani zake za dhati kwa wadau wote walioshirikiana na Kampuni ya Uwekezaji ya UTT AMIS na Mfuko wa Umoja kwa kipindi chote cha mwaka ulioishia tarehe 30 Juni 2023. Kwa namna ya kipekee shukuranzilitolewa kwa Serikali kupitia Wizara ya Fedha na Mipango, Ofisi ya Msajili wa Hazina, Mamlaka ya Masoko ya Mitaji na Dhamana, Msimamizi wa Mifuko ambaye ni Benki ya CRDB, Soko la Hisa la Dar es Salaam pamoja na Madalali wake, Wajumbe wa Bodi ya Wakurugenzi, Wafanyakazi wa UTT AMIS na Wadau wote ambao wameendelea kuiwezesha UTT AMIS kutekeleza majukumu yake katika mwaka huu wa fedha.

7.0 TAARIFA YA MWANGALIZI WA MFUKO

- 7.1 Mwakilishi wa Benki ya CRDB ambayo ni Mwangalizi wa Mfuko wa Umoja, aliwasilisha Taarifa kwamba jukumu lao kama Waangalizi wa Mfuko wa Umoja ni kusimamia utendaji wa meneja wa mfuko kunaendana na waraka wa makubaliano (Deed of Trust) ili kuhakikisha maslahi bora ya wawekezaji katika Mfuko. Mwakilishi alieleza kuwa katika utekelezaji wa kazi hiyo, Mwangalizi wa mfuko ana majukumu makuu matatu ambayo ni; Uangalizi wa mali za mfuko, kuhakikisha meneja wa mfuko anatomia njia/mbinu sahihi katika kukokotoa mahesabu ya thamani ya mfuko sambamba na mkataba wa makubaliano (Deed of Trust) na pia kuhakikisha viwango vya uwekezaji vinazingatiwa.
- 7:2 Mwakilishi wa Benki ya CRDB alieleza kwamba katika kipindi cha mwaka wa fedha kilichoanza tarehe 01.07.2022 mpaka 30.06.2023, Benki ya CRDB kama mwangalizi wa mfuko wa Umoja, wameendelea uangalizi wa mwenendo wa shughuli za Meneja wa mfuko na utekelezaji wake Pamoja na changamoto kwenye uwekezaji.
- 7:3 Mwakilishi alihitimisha kwa kuwathibitisha wawekezaji kwamba shughuli za uwekezaji kwenye mfuko wa Umoja na wajibu wa meneja wa mfuko (UTT AMIS) vimeendeshwa kufuatana na vipengele vya waraka wa makubaliano, wakizingatia suala la uaminifu wa wenye vipande kwenye mfuko, walithibitisha kwamba maslahi ya wenye vipande ndani ya mfuko wa Umoja yalilindwa na kuzingatia ipasavyo na meneja ameendesha mfuko kulingana na waraka wa makubaliano.

8.0 TAARIFA YA MWAKA KUHUSU UKAGUZI WA HESABU ZA MFUKO WA UMOJA

- 8.1 Mwakilishi kutoka Shirika la Wahasibu la KPMG ambao ni Wakaguzi wa Mfuko aliwasilisha muhtasari wa taarifa kuhusu ukaguzi wa Hesabu za Mfuko wa Umoja kwa mwaka ulioishia tarehe 30 Juni 2023. Alieleza kuwa Muhtasari wa taarifa ya Hesabu za Mfuko zilizowasilishwa yaani Taarifa ya Mapato na Matumizi, Urari wa Hesabu za Mfuko, Taarifa ya Mabadiliko ya Thamani ya Mfuko na Taarifa ya Mtiririko wa Fedha umetayarishwa kutoka katika taarifa kamili ya ukaguzi wa Mfuko wa Umoja kwa kipindi cha mwaka ulioishia tarehe 30 Juni 2023.
- 8.2 Taarifa ilielezea kuwa muhtasari wa taarifa ya hesabu za fedha hauoneshi taarifa zote kwa mujibu wa viwango vya kimataifa vya utoaji wa taarifa za kifedha (International Financial Reporting Standards (IFRS) na kwamba muhtasari wa hesabu za kifedha zilizokaguliwa siyo mbadala wa taarifa kamili za hesabu zilizokaguliwa na haijumuishi matukio au miamala baada ya tarehe za taarifa ya hesabu za kifedha zilizokaguliwa.
- 8.3 Pia taarifa ilielezea maoni ya ukaguzi (audit opinion) yasiyokuwa na kasoro juu ya taarifa kamili ya ukaguzi wa hesabu za kifedha za Mfuko yaliyotolewa kwenye taarifa tarehe 11 Novemba 2023 kwa mwaka wa fedha ulioishia tarehe 30 Juni 2023 na inajumuisha mambo mengine muhimu juu ya ukaguzi wa hesabu za mfuko.
- 8.4 Mwakilishi huyo alihitimisha taarifa yake kwa kueleza kuwa majukumu yao kama wakaguzi wa hesabu za mfuko ni kutoa maoni kama muhtasari wa hesabu za Mfuko unaendana na taarifa kamili ya ukaguzi wa hesabu za fedha na kwa mujibu wa taratibu zao za ukaguzi, ukaguzi ambao ulifanywa kwa mujibu wa viwango vya kimataifa vya ukaguzi (International Standards on Auditing). Alihitimisha kwa kusema mfuko uliweza kupata Hati safi ya Ukaguzi.

9.0 TAARIFA YA MWAKA KUHUSU HESABU ZA MFUKO WA UMOJA KWA MWAKA ULIOISHIA TAREHE 30 JUNI 2023

- 9.1 Mkurugenzi wa Fedha na Mipango wa Kampuni ya Uwekezaji ya UTT AMIS aliwasilisha Taarifa ya Hesabu za Mfuko wa Umoja katika kipindi cha mwaka wa fedha 2022/2023 ulioishia tarehe 30 Juni 2023. Mkurugenzi aliwaomba wawekezaji kusoma taarifa kwa kulinganisha hali ya utendaji ya mfuko kwa mwaka uliopita 2022.
- 9.2 Alieleza kuwa taarifa hiyo imegawanyika katika sehemu kuu nne ambazo ni, Taarifa ya Mapato

na Matumizi, Urari wa Hesabu za Mfuko, Taarifa ya Mabadiliko ya Thamani ya Mfuko na Taarifa ya Mtiririko wa Fedha.

- 9.3 Kwa upande wa Mapato na Matumizi, Jumla ya Mapato yalikuwa ni shilingi 41,065,388,000/= ukilinganisha na kiasi cha shilingi 41,859,516,000 kwa mwaka uliopita 2022. Gharama za uendeshaji zilikuwa shilingi 7,946,706,000/= ukilinganisha na shilingi 7,452,007,000 kwa mwaka 2022. Mapato kabla ya kodi ilikuwa shilingi 33,118,682,000/= mwaka 2023 ukilinganisha na shilingi 34,407,509,000/= mwaka uliopita 2022. kodi ya zuiu ilikuwa ni shilingi 320,218,000/=mwaka 2023 ukilinganisha na shilingi 295,234,000/= mwaka uliopita 2022. Mapato halisi baada ya kodi mwaka 2023 yalikuwa shilingi 32,798,464,000/= ukilinganisha na shilingi 34,112,275,000/= mwaka uliopita 2022.

- 9.4 Kwa upande wa Urari wa Hesabu za Mfuko ilielezwa kuwa Rasilimali za Mfuko mwaka 2023 zilikuwa shilingi 327,734,824,000/= ukilinganisha na kiasi cha shilingi 295,220,313,000/= kwa mwaka wa fedha uliopita 2022 . Pia jumla ya Dhima ya mfuko kwa mwaka ulioishia tarehe 30 Juni 2023 ilikuwa ni shilingi 2,304,985,000/= ukilinganisha na mwaka wa fedha uliopita 2022 dhima ilikuwa ni shilingi 1,874,494,000/= hivyo kufanya thamani halisi ya Mfuko mnamo tarehe 30 Juni 2023 kuwa shilingi 325,429,839,000/= ukilinganisha na kiasi cha shilingi 293,345,819,000/=mwaka uliopita 2022.

- 9.5 Katika taarifa ya Mabadiliko ya Thamani ya Mfuko ielezwa kuwa, thamani ya mfuko mwanzoni wa mwaka ulioanza tarehe 1 Julai 2023 ilikuwa shilingi 293,345,819,000/= ukilinganisha na mwaka uliopita 2022 ambapo ilikuwa ni shilingi 261,508,198,000/=. Ongezeko la mabadiliko ya thamani ya mfuko ya mwaka ulioishia tarehe 30 Juni 2023 ilikuwa ni shilingi 32,798,464,000/= ukilinganisha na mwaka uliopita ilikuwa ni shilingi 34,112,275,000/=. kadharika Miamala ya wenye vipande zililipwa (Net repurchase) ya kiasi cha shilingi 714,444,000 mwaka 2023 ikilinganishwa na malipo (Net repurchase) ya shilingi 2,274,654,000 kwa mwaka wa fedha ulioishia Juni 2022 hivyo imepelekea mabadiliko ya thamani halisi ya Mfuko kwa Mwaka ulioishia tarehe 30 Juni 2023 kuwa shilingi 325,429,839,000/= ukilinganisha na mwaka 2022 thamani halisi ya Mfuko ilikuwa ni shilingi 293,345,819,000/=.

- 9.6 Kwa upande wa Taarifa ya Mtiririko wa Fedha, ilielezwa kuwa fedha halisi kabla ya marekebisho ya mtaji wa uendeshaji ilitumika shilingi

111,981,000/= ikilinganishwa na matumizi ya shilingi 1,676,827,000/= mwaka wa fedha ulioishia tarehe 30 Juni 2022. Vile vile ilielezwa kuwa Fedha iliyopatikana kutoka kwenye shughuli za uendeshaji baada ya marekebisha ya mtaji na Kodi ya Serikali ilikuwa shilingi 876,790,000/=kwa mwaka ulioishia Juni 2023 ikilinganishwa na matumizi ya kiasi cha shilingi 6,112,914,000/= kwa mwaka ulioishia tarehe 30 Juni 2022. Malipo ya amana kwa wawekezaji hadi 30 Juni 2023 yalikuwa shilingi 714,444,000/= ikilinganishwa na shilingi 2,274,654,000/= kwa mwaka ulioishia 30 Juni 2022. Miamala hiyo imepelekea ongezeko la fedha kiasi cha shilingi 162,346,000/= katika Mwaka wa fedha ulioishia 30 Juni 2023 ukilinganisha na Matumizi (Net outflows) ya shilingi 8,387,568,000/= 30 Juni 2022. Aidha Mfuko ulikuwa na akiba ya Fedha kiasi cha shilingi 442,758,000/= Mwanzoni mwa mwaka wa fedha 2023 ikilinganishwa na akiba ya shilingi 8,830,326,000/= Mwanzoni mwa Mwaka wa Fedha 2022, hivyo kupelekea Mfuko kubaki na akiba ya fedha taslimu kiasi cha shilingi 605,104,000/= kwa mwaka ulioishia tarehe 30 Juni 2023 ikilinganishwa na shilingi 442,758,000/= mwishoni mwaka wa fedha 2022.

10.0 TAARIFA YA MENEJA WA MFUKO KUHUSU UWEKEZAJI

- 10.1 Mkurugenzi wa Idara ya Uwekezaji ya Kampuni ya Uwekezaji ya UTT AMIS aliwasilisha Taarifa ya Meneja kuhusu uwekezaji katika kipindi cha mwaka wa fedha ulioishia tarehe 30 Juni, 2023.
- 10.2 Taarifa ilieleza kuwa ukubwa wa Mfuko wa Umoja uliongezeka kwa Shilingi bilioni 31.0 katika mwaka wa fedha unaoishia tarehe 30 Juni 2023, ukubwa wa Mfuko uliongezeka kwa asilimia 10.7, faida ya mwaka na thamani ya kipande iliongezeka na kufikia Shilingi 926.9 kwa kila kipande kutoka Shilingi 833.6 ilionakiliwa tarehe 30 Juni 2022.
- 10.3 Taarifa iliainisha mgawanyo wa uwekezaji wa Mfuko wa Umoja katika kipindi cha mwaka wa fedha ulioishia tarehe 30 Juni 2023, Kampuni ya UTT AMIS kama Meneja wa Mfuko alitumia uzoefu na weledi katika kufikia mgawanyo anuai wa rasilimali kwa mujibu wa matakwa ya sera za mfuko wa Umoja. Taarifa ilieleza kuwa mgawanyo wa uwekezaji katika Mfuko wa Umoja uligawanyika katika asilimia kama ifuatavyo, asilimia 39.9 iliwekezwa katika hisa, asilimia 52.3 iliwekezwa katika dhamana za serikali za muda mrefu, asilimia 7.3 kwenye hati fungani za Kampuni binafsi, asilimia 0.3 katika amana za benki za muda maalumu na asilimia 0.2 kwenye amana za benki za muda mfupi.
- 10.4 Mkurugenzi wa Idara ya Uwekezaji aliendelea

kuelezea ulinganishi wa faida ya Mfuko wa Umoja na viwango linganishi vya riba vinavyotolewa na soko kwenye amana za benki. Faida katika Mfuko wa Umoja kwa mwaka wa fedha ulioishia Juni 2023 ilikuwa ni asilimia 11.2 ikilinganishwa na faida itokanayo na kigezo cha ufanisi cha asilimia 7.6 (benchmark).

- 10.5 Taarifa ya Meneja ilibainisha mwenendo wa uchumi nchini ambako kwa mwaka 2023 unakadiriwa kuongezeka kwa asilimia 5.2, ukichangiwa na kufufuliwa kwa shughuli za uchumi hususani uwekezaji kwenye sekta ya umma na binafsi nchini. Hali ya mwenendo wa uchumi nchini iliendelea kuwa imara na stahimilivu ambapo hali hii ni muhimu kwa Mifuko ya uwekezaji wa pamoja inayosimamiwa na UTT AMIS. Uchumi imara husaidia kutunza na kuimarisha thamani ya uwekezaji na huvutia wawekezaji wa ndani na nje ya nchi.
- 10.6 Taarifa iliendelea kuelezea kuhusiana na hali ya Mfumuko wa bei nchini kwa mwaka wa fedha ulioishia tarehe 30 Juni 2023 ni asilimia 3.6 ikilinganishwa na asilimia 4.4 iliyonakiliwa Juni 2022. Kupungua kwa mfumuko wa bei nchini kunaashiria gharama za bidhaa na huduma mbalimbali zilipungua kwa mwaka ulioishia Juni 2023 ikilinganishwa na kasi iliyokuwepo Juni 2022. Hali ya uchumi nchini na mwenendo wa mfumuko wa bei umeendelea kuwa stahimilivu kiasi ambacho kimevutia wawekezaji kuwekeza kwa wingi. UTT AMIS inajitahidi kuwekeza kwenye maeneo yanayotoa faida shindani kuliko kiwango cha mfumuko wa bei.
- 10.7 Kwa upande wa Sekta ya Benki kwa kipindi cha mwaka kilichoishia Juni 2023 hali ya utendaji kwa sekta ya benki nchini imeendelea kuwa imara kwani jumla ya rasimali na amana ziliongezeka. Ongezeko kwenye rasimali ni Shilingi trilioni 8.0 sawa na asilimia 17.5 kutoka shilingi trilioni 45.7 mwaka 2022 hadi trilioni 53.7 mwaka 2023. Jumla ya amana kwenye benki iliongezeka kwa Shilingi trilioni 5.7 sawa na asilimia 20.3 hadi kufikia Shilingi trilioni 33.7 Juni 2023.
- 10.8 Mwasilishaji alieleza namna sekta ya mawasiliano inavyoendelea kuchochea na kurahisisha Uwekezaji katika mifuko na huduma binafsi. Taarifa iliainisha kuwa kwa kupiga *150*82# au kwa kutumia programu tumizi mwekezaji anaweza kufungua akaunti na kuanza Uwekezaji wake. Aidha kupitia simu mwekezaji anaweza kununua na kuuza vipande.
- 10.9 Taarifa ya Meneja ilieleza kwamba kwa kipindi cha mwaka mmoja ulioishia tarehe 30 Juni 2023, Benki Kuu ya Tanzania kwa niaba ya Serikali ya Jamuhuri ya Muungano ya Tanzania iliongeza kiasi cha dhamana za Serikali za muda mfupi

sokoni ikilinganishwa na mwaka uliopita ulioishia tarehe 30 Juni 2022 kwa Shilingi trilion 1.4 sawa na asilimia 73.6 hadi shilingi trilion 3.3 Juni 2023. Hata hivyo, uhitaji wa dhamana za serikali za muda mfupi uliongezeka kwa asilimia 24.1 (shilingi trilion 0.7) hadi kufikia shilingi trilion 3.6 kutoka shilingi trilion 2.9 mwaka jana.

- 10.10 Aidha taarifa iliendelea kuelezea kwamba viwango vya riba katika dhamana za serikali za muda mfupi vilipungua kutoka wastani wa asilimia 3.5 mwezi Juni 2023 kutoka asilimia 4.1 mwaka jana 2022. Aidha viwango vya riba jumishi za mikopo katika benki ya biashara ni asilimia 16.7 ikilinganishwa na asilimia 16.2 kwa mwaka uliopita. Uwekezaji kwenye amana za benki kwa muda wa mwaka mmoja zilitoa faida ya asilimia 8.2 ikilinganishwa na asilimia 8.0 mwaka 2022.
- 10.11 Katika Viwango vya Kubadilisha Fedha, taarifa ilibainisha kuwa katika kipindi cha mwaka mmoja kilichoisha mwezi Juni 2023, viwango vya kubadilisha fedha kati ya Shilingi ya Kitanzania na fedha za kigeni vimeendelea kuwa stahimilivu. Thamani ya Shilingi kwa Dola moja ya Kimarekani ilikuwa imara na ya kuridhisha ingawa ilipungua kidogo kwa asilimia 1.0 kutoka Shilingi 2315.7 Juni 2022 hadi Shilingi 2339.1 Juni 2023. Taarifa ilielezea kwamba uimara wa viwango vya kubadilisha fedha ni muhimu kwa mifuko ya uwekezaji wa pamoja na serikali kwa ujumla kwa sababu inasaidia kutunza thamani ya rasilimali ambazo thamani yake ipo katika shilingi za kitanzania na kuvutia wawekezaji kutoka ndani na nje ya Tanzania.
- 10.1 Katika upande wa Soko la Mitaji na Dhamana kwa kipindi hadi Juni 2023 limekuwa imara na thabiti, kwani limepelekea kuongezeka kwa ushiriki wa wawekezaji katika soko la hisa, mitaji, dhamana na kwenye mifuko ya uwekezaji wa Pamoja. Soko limekuwa likifanya kazi nzuri kwa upande wa mauzo na shughuli mbalimbali, tuliona utoaji wa hatifungani mbili mpya za benki ya taifa ya biashara (NBC-Twiga) na benki ya biashara ya kenya (KCB-Fursa Sukuk) zilizofanikiwa kufanya vizuri kwani jumla ya shilingi bilioni 49.9 zilipatikana. Mwezi Novemba 2022 shirika la Watumishi Housing (WHI) lilizindua mfuko wa uwekezaji wa pamoja unaoitwa Mfuko wa Faida (Faida fund) ambao ulifanikiwa kuvutia wawekezaji na hadi Disemba 2022 mfuko ulinakili shilingi bilioni 7.9.
- 10.12 Taarifa ilielezea pia kiwango cha Ushiriki kwenye eneo la hati fungani za Serikali na binafsi kimeongezeka katika kipindi cha mwaka ulioishia Juni 2023 licha ya faida kuwa ya wastani. Jumla ya dhamana za serikari kupitia soko

imeongezeka kwa shilingi trilion 0.1, sawa na ongezeko la asilimia 3.1, hadi shilingi trilion 3.3 kutoka shilingi trilion 3.2 mwaka uliopita.

- 10.13 Kuhusu hali ya soko la Hisa, hali ya mauzo ya hisa ilipungua kwa takribani Shilingi bilioni 19.0 sawa na asilimia 15.0 kutoka Shilingi bilioni 126.6 hadi Shilingi bilioni 107.6 tarehe 30 Juni 2023. Vilevile ukubwa wa mtaji wa soko ulipungua thamani kwa Shilingi trilion 0.6 (asilimia 5.4) hadi shilingi trilion 15.0 kutoka shilingi trilion 15.6 Katika kipindi cha mwaka mmoja kampuni sita zilitangaza na kulipa gawio nazo ni; TCC/Sigara (Tsh. 670.0), TPCC (Tsh. 390.0), TBL (Tsh. 290), benki ya NMB (Tsh. 286.0), SWISS (Tsh. 42.0), na benki ya CRDB (Tsh. 45) kwa kila hisa. Hivyo basi, kwa wawekezaji wote waliowekeza kwenye kampuni tajwa walipata gawio sawa na maelezo hapo juu.
- 10.14 Meneja alihitimisha taarifa ya Uwekezaji kwa kuwahakikishia wawekezaji wa Mfuko wa Umoja kuwa hadi tarehe 30 Juni 2023 jumla ya rasilimali kwenye mifuko ya uwekezaji wa pamoja inayosimamiwa na Taasisi ya UTT AMIS imefika Shilingi trillion 1,535.4 kutoka Shilingi bilioni 996.5. Rasilimali ziliongezeka kwa asilimia 54.0 sawa na ongezeko la Shilingi bilioni 538.9 ikilinganishwa na ongezeko la Shilingi bilioni 383.7 iliyonakiliwa mwaka uliopita 2022 kwa kipindi chote hadi Juni 2023 kumekuwa na muamko wa uwekezaji kwenye mifuko hali iliyopelekea ongezeko kubwa la rasilimali.
- 10.15 Meneja aliwahakikishia wawekezaji kuwa ataendelea kubuni na kuvumbua mianya na fursa za uwekezaji kadiri zinavyojitokeza katika soko ili kuongeza mapato na faida kwa wawekezaji. Lengo likiwa ni kuvuka matarajio ya wawekezaji kwa maendeleo yao na Taifa kwa ujumla.

11.0 MASWALI, MAONINA NA MAJIBU

11.1 Wawekezaji walikuwa na maswali na maoni yafuatayo:

- 11.1.1 Mwekezaji alitoa pongezi na shukrani kwa bodi na UTT AMIS kwa ujumla kwa maandalizi mazuri ya mkutano. Alieleza kwamba matangazo ya taarifa za mkutano yalitolewa mapema na kwa wingi na taarifa ziliweza kusambaa na kuwafikia wawekezaji kwa wakati. Alishauri kwamba juhudi za kuitangaza mifuko ya UTT AMIS ziendeleo sambamba na uboreshaji wa huduma kwa wateja hasa huduma kwa njia ya simu (call centre) na kuendelea kuwaatamia wawekezaji kwa kuwawekea mazingira rafiki, kuwajali, kutoa vitu vya ziada (chai, chakula) vya kuwavutia. Pia pongezi nyingi zilitolewa kwa wawekezaji kwa kuhudhuria mkutano kwa wingi.
- 11.1.2 Mwekezaji alihitaji ufafanuzi juu ya taarifa ya

- mwenyekiti, hasa kwenye kupungua kwa faida kulinganisha na mwaka jana kutoka asilimia 12.6 mpaka asilimia 11.2
- 11.1.3 Ufafanuzi uliombwa juu ya changamoto zinazomkabili msimamizi wa mfuko CRDB, na wamewezaje kuzikabili
- 11.1.4 Mwekezaji aliomba kufahamu kirefu cha KPMG.
- 11.1.5 Mwekezaji aliomba ufafanuzi kwenye taarifa ya mtiririko wa fedha, fedha halisi itokanayo na shughuli za uendeshaji kati ya mwaka wa fedha 2023 na mwaka jana 2022. Na je inamanisha nini hususani kwenye hasara na faida.
- 11.1.6 Mwekezaji alitoa maoni kuhusu kuweka njia bora na rahisi kwenye kuuza vipande vya wawekezaji kama vile ilivyokua kununua.
- 11.1.7 Mwekezaji aliomba kufahamu, Je inawezekana kujua mtiririko wa fedha tangu mwanachama ameanza mwaka 2005 mpaka sasa kwa kutumia menyu ya UTT AMIS (*150*82#) au kwenye application.
- 11.1.8 Mwekezaji aliomba kupata ufafanuzi juu ya Mfuko wa Umoja kubadilishwa kutoka kwenye gawio kwenda kuuza mtaji na jinsi ya kupata faida husika.
- 11.1.9 Mwekezaji alipendekeza uwepo wa chai ya asubuhi kwa wawekezaji kabla ya kuingia kwenye mkutano.
- 11.1.10 Mwekezaji alitoa malalamiko yake juu ya kuchelewa kujibiwa kwa simu ya huduma kwa wateja.
- 11.1.11 Mwekezaji alitoa maoni yakuwepo kwa malengo kwa menejimenti ili mwisho wa mwaka kuweza kujadili kama yamefikwa au la.
- 11.1.12 Mwekezaji alipendekeza kwamba badala ya wawekezaji kupewa chakula kwenye mkutano wapewe fedha.
- 11.1.13 Mwekezaji alitoa pongezi kwa taasisi kwa kuyafanyia kazi mapendekezo mengi ambayo yanatolewa na wawekezaji, pia, aliomba kwamba taasisi iangalie na kuboresha manunuzi ya vipande yaweze kufanyika kwa uharaka na hapo kwa papo.
- 11.1.14 Mapendekezo yalitolewa kwamba picha mbalimbali zinazoendana na mfuko na wawekezaji ziwekwe katika ripoti ili kuipendzesha zaidi.
- 11.1.15 Mwekezaji mwingine alitaka kufahamu, jinsi gani taasisi inawafikia vijana.
- 11.2 Wawakilishi wa Kampuni ya Uwekezaji ya UTT AMIS walitoa Majibu na ufafanuzi kama ifuatavyo:**
- 11.2.1 Bodi na menejimenti ilipokea pongezi na mapendekezo yaliyotolewa na wawekezaji na kusema kwamba jitihada kubwa zinafanywa kuwafikia wawekezaji, pia nguvu kubwa imelekezwa katika kutoa elimu na huduma kwa wawekezaji.
- 11.2.2 Kuhusu suala la kupungua kwa faida kutoka asilimia 12.6 mwaka jana kwenda asilimia 11.2, ilielezwa kuwa hii ni kutokana na ushindani wa masoko na faida na pia kushuka kwa viwango vya riba kwenye dhamana za serikali za uwekezaji.
- 11.2.3 Kuhusu changamoto za wawekezaji zilizokuwepo kwa CRDB, Muakilishi kutoka CRDB alizianisha changamoto ikiwemo uwelewa mdogo wa huduma zinazotolewa na UTT AMIS, kutoa huduma bora na changamoto za kimfumo. Changamoto hizi zinatatuliwa kwa kutoa elimu, Kuboresha huduma na kuboresha mifumo ambayo kwa sasa imeunganishwa moja kwa moja na mifumo ya UTT AMIS.
- 11.2.4 Kuhusu kirefu cha wakaguzi wa Hesabu KPMG maelezo yalitolewa kuwa herufi hizo zinasimama badala ya majina ya waanzilishi wa kampuni hiyo ambao ni Klynveld, Peat, Marwick na Goerdeler.
- 11.2.5 Menejimenti ilieleza kuwa mabadiliko kwenye taarifa ya mtiririko wa fedha katika mwaka wa fedha na mwaka jana hayana uhusiano na faida ila inaonesha jinsi mtiririko wa fedha wa Taasisi unavyotoka na kuingia.
- 11.2.6 Menejimenti ilipokea maoni ya mwekezaji kuhusu urahisi wa kuuza vipande (repurchase) na kueleza kuwa ipo katika hatua za awali za utekelezaji wa huduma ya wawekezaji kuweza kuuza vipande kwa simu na kwa sasa wawekezaji wanaweza kutoa hadi Milioni 2. Uboreshaji wa huduma hii utandelea.
- 11.2.7 Kuhusu suala la kuweza kupata mtiririko wa fedha kwa mwekezaji tokea alivyoanzisha mfuko 2005, ilielezwa kuwa wawekezaji wanaweza kupata taarifa hiyo muda wowote wanapoitaji.
- 11.2.8 Ilielezwa kwamba mfuko wa Umoja ulibadilishwa kutoka kuwa mfuko wa kutoa gawio kwa mwezi kuwa mfuko wa kuuza mtaji ambapo faida inabaki kwenye akaunti ya mwekezaji na kuendelea kuuza mtaji wake. Hata hivyo, mwekezaji anaruhusiwa kuuza vipande wakati wowote.
- 11.2.9 Kuhusu kuwepo kwa chai asubuhi kwa wawekezaji kabla ya kikao, pendekezo lilipokelewa na menejimenti iliahidi kulifanyia kazi.
- 11.2.10 Menejimenti ilieleza kuwa imefanyia kazi swala la mawasiliano kwa wateja na zaidi imeongeza

nguvu kazi kwa kuajiri watu wengi zaidi wa mawasiliano na kuweka mifumo bora ili kuongeza ufanisi kwenye mawasiliano kwa kutoa huduma bora kwa wateja.

- 11.2.11 Menejimenti ilieleza kwamba malengo ya taasisi yapo na kwamba ipo mwishoni katika kutekeleza mpango mkakati wa miaka mitano ambao umekuwa ukitekelezwa toka mwaka 2019 mpaka mwaka 2024 na kuanza mpango mkakati mwingine wa miaka 5 ambao utekelezaji wake ni kuanzia mwaka 2024 mpaka mwaka 2029. Taasisi inafanya vizuri na malengo yote yaliweza kufikiwa kwa haraka kabla ya muda husika. Ilielezwa kuwa kwenye miaka ijayo kutakuwa na kipande kwenye ripoti kinachoeleza mafanikio yaliyopatikana kwa mwaka husika wa fedha.
- 11.2.12 Kuhusu kutoa bahasha (Fedha) badala ya chakula, ilielezwa kuwa kutoa fedha kwenye mukutano kama mbadala wa chakula cha mchana inaenda kinyume na kanuni na miongozo za mifuko lakini taasisi itaendelea kushauriana namna bora ya kuboresha.
- 11.2.13 Kuhusu kuwa na uwezakano kwamba vipande vikinunuliwa iweze kuonekana hapo kwa papo, ilielezwa kuwa hii ni ngumu kwasababu bei ya kipande inayotumika siku hiyo ni bei inayopatikana mwisho wa siku husika maana masoko huwa yanafungwa jioni na kutoa bei husika ambayo hutumika kwenye kuvibadili vipande husika.
- 11.2.14 Kuhusu kuweka kumbumbu ya picha kwenye ripoti, maoni yalipokelewa na menejimenti na kuelezwa kuwa itaendelea kuboresha ripoti na inapobidi, kuweka picha
- 11.2.15 Kuhusu kuwafikia vijana, ilielezwa kwa sasaivi vijana ni wengi sana na Taasisi imekuwa ikitembelea vyuoni na kutoa elimu ili kupata wawekezaji vijana. Pia ilielezwa kuwa taasisi imeweka nguvu katika kutoa elimu kiujumla ili kuwagusa vijana wengi vyuoni na mtaani.

12.0 KUFUNGA MKUTANO

Mwenyekiti wa Bodi ya Wakurugenzi ya Kampuni ya Uwekezaji ya UTT AMIS aliwashukuru Wawekezaji kwa kuhudhuria Mkutano huo. Pia aliwahakikishia ya kuwa mawazo na mapendekezo waliyoyatoa katika Mkutano yatazingatiwa na yale yanayowezekana yatatekelezwa. Mwisho aliwatakia heri ya sikukuu za Krismasi na Mwaka Mpya 2024. Mkutano ulifungwa saa 06.49 Mchana.

.....
MWENYEKITI

.....
KATIBU

.....
TAREHE

KIAMBATISHO “A”

OORODHA YA WAWEKEZAJI WA MFUKO WA UMOJA WALIOHUDHURIA KWENYE MKUTANO MKUU ULIOFANYIKA KATIKA UKUMBI WA MIKUTANO WA KIMATAIFA JULIUS NYERERE, DAR ES SALAAM TAREHE 18 NOVEMBA 2023

S/N	JINA LA MUWEKEZAJI
1	AARON ERNEST MLAKI
2	ABDALLA ZUBERI SEMKUYA
3	ABDALLAH AMIRI MCHOMVU
4	ABDALLAH FUNDI KAWAMBWA
5	ABDALLAH MPALUPALU JUMA
6	ABDALLAH SAID BUNGA
7	ABDUL ALLY MFUNDILI
8	ABDULKARIM HASSAN MNACHO
9	ABDULRAHIM ALLY BARUAN
10	ABEID MUSTAFA MAWAKA
11	ABUBAKAR JABU NYUNDO
12	ADAH MDESA MWASHA
13	ADAM KIMWERI NYELLO
14	ADELIN BENEDICT TOSSI
15	ADELINA JOHN XSAVIER
16	ADIL HAMDUN SEIF
17	ADRIAN JOACHIM MAKELELE
18	AGNELUS FROLIAN MWITUMBA
19	AGNES BERNARD MASSAWE
20	AGNES PEREGRIN MAKONDE
21	AGNES PHILIP NYAGILO
22	AGNESI FRANCIS MAENDAENDA
23	AGNESS JOSEPH KITUNDU
24	AGNESS PETER JABE
25	AIEKA ELIKALIA MACHA
26	AINEA NDEKARISHO KISHIMBO
27	AISHA RAMADHANI KAPANDE
28	AKIDA RAMADHAN MWAIMU
29	ALBANUS BLASS NJAU
30	ALBERT HENRY MBOTTO
31	ALEX WATSON KASUNGA
32	ALICK SAMWEL MWANGOKA
33	ALIKO JOHN MWANEMILE
34	ALLAN LUKA MWAIGAGA
35	ALLY ABDALLAH HENGO
36	ALLY AMIRI MKWIZU
37	ALLY HASSANI MALYELYE
38	ALLY JUMA KHAMIS

39	ALLY MARO MACHOTA
40	ALOISIA MARY ALOYCE LEKULE
41	ALOYCE LEMS KIWANGA
42	ALPHONCE JOSEPH MABULA
43	ALPHONCE PETRO BAHEMKE
44	ALUMBWAGE ELLY MUNGONGO
45	AMAN BAKARI LIWALI
46	AMINA ABEID DAUDA
47	AMINA MNINGO NGUDE
48	AMINA MWINYI ISMAIL
49	AMINA OMARY LIKOKOLA
50	AMINA SALEHE BADI
51	AMON JEREMIA KIHUNDO
52	AMOS YONA RUGALABAMU
53	ANATOLIA COSMAS MAGANGA
54	ANDREW GERALD KITELE
55	ANDREW KIRORI WAGURU
56	ANESI SATOKI MAHENGE
57	ANGELA MOSES MAYEMBA
58	ANITA LUKELO MGOBASA
59	ANNA ALEX HAULE
60	ANNA APOLINARY NDATURU
61	ANNAH ABRAHAM MUSHALA
62	ANNAH KAFULU MWAKIHABA
63	ANNES ANDREA MWALONGO
64	ANNETH BONEVENTURE RWEKAZA
65	ANTHONY ABRAHAM MKWESO
66	ANTIPAS GASPER MZEE
67	APMAEL GIDEON NNKO
68	APOLINARY DEOGRATIAS MINJA
69	ARJANSON MAYNARD MLOGE
70	ASHISH MUKESH JIWAN
71	ASMA SHABANI GENDO
72	ASSAA SIMBA HAROUN
73	ATHUMAN ZUBERI MWESONGO
74	ATHUMANI HAMISI MAGEMBE
75	AURELIA IGNAS KAPINGA
76	AURELIA LAWRENCE LWENZA
77	AVITI JOHN ASSEY

78	AWANJE HEMED MATENDA
79	AZIZA ALLY KIMOLO
80	BAHATI ACKSON MWAMAHONJE
81	BAHATI BYSON MWASIBILA
82	BALIYE PHILBERT MISAKAA
83	BARNABAS KASYUPA MWAKIFUNA
84	BASILISA ANDREW LYIMO
85	BEATLES GUSTAV LIGAZIO
86	BELANDO MICHAEL NARDO
87	BENADINA TENEFAS LYATUU
88	BENSON LUGOBI NALLYA
89	BERNADETA WARIOBA CHACHA
90	BERNADETHA KUVISE MSHANA
91	BERNADETHA PIUS BALLO
92	BERTHA KIKOTI
93	BETHUELI ELINAJA TEMU
94	BISSO SAMSON SENGA
95	BLANDINE SAGIRA MONG'ATEKO
96	BONITUS DOMINIC MWALLEN
97	BRIGHTON KENAN NDONE . .
98	BUJIMU WILLIAM WALWA
99	BURONGO MATAGE MUSESE
100	CALLISTUS PHILLIP ASSENGA
101	CAMILIUS MATHEO HAULE
102	CARLTON JERAM BHANA
103	CASSIAN THADEI MBELEKWA
104	Catherine Francis Tarimo
105	CATHERINE GERALD SHONI
106	CATHERINE JACOB BAYNIT
107	CATHERINE LINUS LYAKURWA
108	CECILIA NEEMA MUSHOBOZI
109	CECILIA NEEMA MUSHOBOZI
110	CELESTINA NEOPHITUS MEGABE
111	CESILIA SIMON TEMBA
112	CHALO MARCO KALLUNDE
113	CHARLES IBRAHIM AMAS
114	CHARLES JAMES MIHO
115	CHARLES JONAS LIGONJA
116	CHARLES MAPUMO MASUNZU
117	CHARLES MORRIS KAGOMA
118	CHARLES MUTALEMWA TIBEKEBUKA
119	CHARLES PATRICK MANDAWA
120	CHARLES WAKIHOBI WAMBURA
121	CHARLES YOHANES KIPANGULA
122	CHARLESS BINAMUNGU MUBI

123	CHEKA MWAMBUNGU CHAGGE
124	CHEKHA MWAMBUNGU CHAGGE
125	CHRISTINA LUCAS MATERU
126	CHRISTINA MALANGWA NGHUMBI
127	CHRISTINE NYANJIGA NYAGIRO
128	CHRISTOPHER HENRY KAVISHE(NDEFUNO)
129	CLARENCE ELIHURUMA MAKULE
130	CLAUSI SELEMANI MITWE
131	CLEMENT OBEDIODOM CHANJARIKA
132	COLETHA KONRAD NTALASHA
133	CONJEPTA THEODORY KESSY
134	CONRAD KASIAN NTALASHA
135	CONSOLATA HENRY KABUHAYA
136	CONSOLATA JULIUS MUNDEWA
137	CONSOLATHA PANTALEO NJAU
138	CONSTANCIA CASTOR LYARI
139	CONSTANTINE CHRISTOPHER MSHANGA
140	DAFROZA REMI KIPESHA
141	DAINES ELIABU KIMEY
142	DAMAS JUMA KAYERA
143	DAMAS THEOBALD MSAKI
144	Daniel Adolf Olomi
145	DANIEL GODFREY MANDARI
146	DANIEL JOSHUA MGEYEKWA
147	DANIEL MASALU MAGELANI
148	DASTO CHAULA MWAKABANA
149	DATIVA AUGUST MALLE
150	DAUDI GEORGE KASANGA
151	DAUDI HEMEDI MBAGA
152	DAVID ANGELO MAGEMBE
153	DAVID MWAMBOLA KIKUMBULU
154	DAVID RAPHAEL MBUMILA . .
155	DAVID WILLIAM MAKOKO
156	DEBORA PHILIPO RIOBA
157	DEBORA ZACHARIA KILELE
158	DELPHINA MALEMI HENRY
159	DENNIS SIRITO MAKOI
160	DEVIS BARA SIMBILA
161	DIDAS JOHN SHIRIMA
162	DINA HAMUD SAID
163	DINA KYUNGAI MANYANGU
164	DISMAS RAPHAEL NTABINDI
165	DONALD KAJEGELA MWAKABAGA
166	DONALD WARIOBA KISURI
167	DOTTO MHULI

168	DUNCAN LAMECK MUSHI
169	DUNSTAN SEM KISANGA
170	ECKLIAH MICHAEL MBAIGWA
171	EDMUND DANIEL MHALILA
172	EDNA SARAH MSUMBA
173	EDWARD CHARLES HAULE
174	EDWARD DIDAS MIKINA
175	EDWARD WILLIAM BUPILIPILI
176	EDWIN PAUL MUNGA
177	ELIAS MADUHU MANJECHE
178	ELIAS MASANJA MATANGWA (Rep. Jessica Swai)
179	ELIREHEMA NITWA MSEMEMBO
180	ELISAMEHE FESTO URIO
181	ELISANTE ALEWINGYO ULOMI
182	ELISHA BAHATI MWAMAHONJE
183	ELIZABETH DOSLA GEAY
184	ELIZABETH MANSUETUS MOSOI
185	ELIZABETH MARTIN MBOTTO
186	ELIZABETH MOSTA MUSA
187	ELIZABETH ZEBEDAYO MARUWA
188	ELWARDA DEODATUS MGENDELA
189	EMILIA UHAGILE MPESSA
190	EMILLY JAMESI MCHOMVU
191	EMMANUEL JOSEPH DAFTARI
192	EMMANUEL KASALLA TARO
193	EMMANUEL SALULYA MAGUBU
194	ENESTINE HANSON RINGO
195	ENOCK KATABANYA MPAMWA
196	ERASTO BAYNETH CHIWANGA
197	ERASTO MICHAEL GWIMILE
198	ERNEST ISMAEL MTEI
199	ESTA JAMES SHITINDI
200	ESTHER ELIASA BIRANGO
201	ESTHER KAWOGO LIVOGA
202	ESTHER MAULIDI MDENYE
203	ESTOMIHI MOSES MWEMI
204	ESTRIDA JULIUS MGANGA
205	EUPHRASIA GASPAR FUNDI
206	EVA ALOYCE MMBANDO
207	EVA EDWIN LYATUU
208	EVARIST ISDORY MAHOLI
209	EVETTA DION MSELLE
210	EVILASTUS JOSEPH KILUSUNGU
211	FADHIL SALUM WAHID

212	FARIDU IDDI SUNGURA
213	FATMA OMARI ABDULLAH
214	FATUMA ABDALLAH HAULE
215	FATUMA ABDULRAHMAN HIJAH
216	FATUMA RAMADHAN MWAMBA
217	FATUMA SAID BANKA
218	FAUSTER JEREMIAS KIBONDE
219	FELISTER RUWAICHI MOSHI
220	FELIX MICHAEL MUSHI
221	FLAVIA DAMAS KWAI
222	FLORA PETER
223	FLORENCE DENNIS GWANG'OMBE
224	FLORENCE GOODLUCK MLAKI
225	FLORENCE GOODLUCK MLAKI
226	FRANCE PETER TARIMO
227	FRANCIS JOSEPH COSMAS
228	FRANCIS MOHAMED LYAKI
229	FRANCIS RUZIBIZA KAMBAYA
230	FRANCIS VICENT MROSO
231	FRANCISCA JOSEPH NGALO
232	FRANK MUWINGU ULIZA
233	FREDERICK TLUWAY SUMAYE
234	FREDRICK ERNEST GUNGAYENA
235	Fredrick Richard Massawe
236	FRIDA STEFANO HAULE
237	FRIDAH LEBI MWAKIPOSA
238	GABBY DANIEL MWASUNGA
239	GAMALIEL JOSEPH KAVIT
240	GARLUS GREGORY MILLANZI
241	GASPAR MICHAEL FUNDI
242	GASPAR MICHAEL FUNDI
243	GASPER JULIUS SHAO
244	GASPER MATHIAS MASINGO
245	GAUDENCE JOHN TARIMO
246	GENEROSE MKANDARA KAMARA
247	GEOFFREY MELKIORY MWINUKA
248	GEORGE CALISTUS MAHOMBO
249	GEORGE CLEOPA MAPUNJO
250	GEORGE EDWARD MWAKABANA
251	GEORGE JOSEPH KITUNDU
252	GEORGE MICHAEL LUOGA
253	GEORGE SAMWEL MAGONGO
254	GEORGINER DANIEL BAKALEMWA
255	GERALD EVARIST NJIMBA
256	GERALD JOHN SHOYI

257	GERALDINE KOKWENDA MWIJAGE
258	GERAZIUS ADRIANO KAHAMBA
259	GERVAS JOSEPH KAVISHE
260	GIDEON KELVIN KAZIMOTO
261	GILBERT ALFRED BIGILIMANA
262	GIVENESS IGNAS LWAVI
263	GLADNESS MUKEMFURA RWEJUMURA
264	GLORY JOSEPH ANDREW
265	GODBLESS GIBSON MINJA
266	Godebertha Siima Gonzaga
267	GODLOVE ALFRED NASSARY
268	GODWIN RWEIKIZA RUBAGUMYA
269	GOLDER ANAEL KIMARO
270	GRACE ELINEEMA NABURI
271	GRACE HILARY MBIRIGENDA
272	GRACE LUKINDO
273	GRACE MAMNGODO MAZENGO
274	GRACE MANASE OKORE
275	GRACE MARCO MKINGA
276	GRACE STEVEN KAZOKA
277	GRACE ZACHARIUS KAMONGA
278	GRACEANA RIMISHO SHIRIMA
279	GWERINO RAPHAEL KANGALAWE
280	HABIBA SALUMU YUSUPH
281	HADIJA SALIMU MKINI
282	HAJI RASHID MACHETA
283	HALFAN LIKUKULYUNDU KIHAMBWE
284	HALFEN HALFEN RASHID
285	HALIMA ABDALLAH MOHAMED
286	HALIMA JUMANNE IDDI
287	HALIMA SALIM MWAKING'INDA
288	HALLIMMA MWINYIJUMA MWINYIAMANI
289	HAMIDA ADAM LASHIKONI
290	HAMZA MUNJU ISSA
291	HAPPINESS JOHN BUTOTO
292	HAPPYNESS BHOKE MOGASA
293	HARIETH HERMENEGILD SWAI
294	HARUNA ZUBERI MSATI
295	HASHIEM HEMED MAHSOUDH
296	HASHIMU RAMADHANI MUSHI
297	HASSAN HAJI MKINDWA
298	HASSANI ATHUMAN MPAMBIJE
299	HELLEN SIMON MAZANI
300	HENED AIDHA FERREJI
301	HENRY AUGUSTINO NYANSWE

302	HENRY BATHOLOMEW MWAKIBETE
303	Herieth Samson Kabuje
304	HERIETH KAIJAGE KIPARA
305	HIDAYA NDEVUMBILI HAMISI
306	HILARIOUS SIMONI KAMUGISHA
307	HILDA AUGUST LYIMO
308	HILDA LAZARO
309	HILDA MASWA MUHAVI
310	HILDA NICHOLAS MKALA
311	HILDER CONNIE MATOVU
312	HUSNA RUMISHA MAKUNDI
313	HUSSEIN BAKARI KINGUYU
314	HYASINTA JOHN TEMBA
315	IBRAHIM MASUDI NZOWAH
316	IBRAHIM MUSSA LUTHER
317	IBRAHIM PHILIPPO LESSAFI
318	IBRAHIM YUSUFU MALUNGUMO
319	IGNACE DAMAS MBUNJU
320	IGNAS VANGACHUMA MLWALE
321	INNOCENT MARTIN SHIRIMA
322	INNOCENT NORASCO SANGA
323	INVOCAVITH ALEONANSIA MUNUO
324	INYASI KILAUDI SHIRIMA
325	IRENE CHARLES KAMUGISHA
326	IRENE COSTANTINE MTOBESYA
327	IRENE FRANCIS FUGARA
328	IRENE MKASHIDA MSAFIRI
329	ISABELLA HUSSEIN KAPERIA
330	ISRAEL DAUDI NGANDO
331	IWIRINAMSO JOHN MANASE
332	JACOB SYLVESTER MACHIYA
333	JACQUELINE INNOCENT NJOVU
334	JAIROS YAHYA FWIMI
335	JAMES EMMANUEL CHINGUKU
336	JAMES JOSEPH MAKUNDI
337	JAMES WANGALUKE MANYANGU
338	JANE EMMANUEL MOLLEL
339	JANE JAMES MWAMELE
340	JANE NKULANGOWE AGWANDA
341	JANE SIMON TATALA
342	JANET SAMWELI KIVUYO
343	JANETH GODWIN KYAMBA
344	JANETH MAYA
345	JANUARY MTUMWA MASUDI
346	JASMEEN BENJAMIN KICHELE

347	JASTONE HULEGE KABONA
348	JAYANT PREMJI VAGHELA
349	JESSICA ERNEST SWAI
350	JOANITHA KOKU MABULA
351	JOEL FURAHA MUSHI
352	JOHANNES CLEMENCE MUTAHYOBA
353	JOHN DAMAS KAGERE
354	JOHN PRISCUS SYLIVESTER
355	JOHNY ENOCK MWAKATOB
356	JONATHAN ATUPELE MWABALEKE
357	JONESIA NEOPHITUS MEGABE
358	JOSEPH ANTHONY KULIJA
359	JOSEPH CHARLES BUNDALA
360	JOSEPH KISMAYU KISARIKA
361	JOSEPH SOLOMON KITUNDU
362	JOSEPH SUITING KAWICHE
363	JOSEPHAT PETIN MSHAMA
364	JOSHUA ATHANASIVS MWANZA
365	JOSHUA WILLIAM KANIKI
366	JOSHUA ZAKAYO KICHAO
367	JOYCE JOHN MOSHI
368	JOYCE JOSEPH KITUNDU
369	JOYCE SOLOMON SAMWEL
370	JUANITA SIE PUJA
371	JUBILATE BERNARD MINJA
372	JUDAS ATHUMANI MRUTU
373	JUDITH PANTELEO NJAU
374	JUDITH PAULO LUANDA
375	JULIA JOSEPH TARIMO
376	JULIET JONAS MWAKALUKWA
377	Julieth James Kajugusi
378	JULIETH STEPHEN SHAYO
379	JULITHA ELIREHEMA MARANDU
380	JULIUS ENOS JOHNAS
381	JULIUS LIKAVANGA MAGODA
382	JUMAA MUSSA HIZZA
383	JUMAPILI ABDALLAH KHALIKI
384	JUSTIN JAMES GWASE
385	KALUNDE WILSON KASELE
386	KAMBETTA ANDREAS MWINUKA
387	KARANGI BERNARD BWIRE
388	KASIM MUSSA HAMISI
389	KAUNDA ARTHUR MWANYANJE
390	KEFA MELKIZEDECK MHAPA
391	KENEDY EDWARD MWALUKASA - -

392	KENNEDY KIMANDAI LYIMO
393	KHADIJA MIKIDADI SENKONDO
394	KHASHIR SEIF SAID
395	KHOZAIF SADIK MERALI
396	KILLENGA MANSUETH MOSOI
397	KULWA SAIDI MDULA
398	KURUTHUM AHMED SAMULI
399	KYANG'A AWWAM UMBWA
400	LADSLAUS METHREW MAKENZI
401	LATIFA RAMADHANI BIRO . .
402	LAZARUS PETER MPONDO
403	LEOCADIA PANTALEO NJAU
404	LEOCADIA THOBIAS SIWEYA
405	LEOGRACE FERDINANDES MSOMA
406	LEONARD JOHN MIDELO
407	LEONARD JOHN MIDELO
408	LEONTIA IBIKA RWECHUNGURA
409	LEVINA MARTIN MAX-MILLIAN
410	LILIAN KOKUSHERULA NYOMBI
411	LILIAN PETER MASELE
412	LILIAN ZEBEDAYO RIWA
413	LINUS ALOYCE NGOWI
414	LISSU SHABAN LISSU
415	LOIRUCK JONATHAN MOLLEL
416	LUCAS SALAMA KYUNGU
417	LUCIANA DANIEL THONYA
418	LUCIUS OTMARY MLELWA
419	LUCY CHARLES MAMBALI
420	LUCY GOZIBERT MUTAHYABARWA
421	LUDAN FABIANI TARIMO
422	LUSUBILO FREDRICK MALAKBUNGU
423	LYDIA KARIKIA MUNUO
424	LYDIA LUDOVICKY MUTALEMWA
425	LYISON THOMAS KALULUNGA
426	MAGDALENA MUSHI MSAFIRI
427	MAGDALENA SELESTINE KUSYAMA
428	MAHEKE JOSEPH MAHEKE
429	MAJALIWA TAMBALA NGONJI
430	MAJID SEIF SAID
431	MALEGERI MASHAURI LUCAS
432	MALIKI MASAMBAJI DAUDI
433	MAOVU HATIBU ALLI
434	MARGARETH JOSEPH SHILLAH
435	MARGARETH NGELULA NATHANIEL
436	MARGERATH HEBRON MWAIPAJA

437	MARIA GORETTI KENTE
438	MARIA SIMON MWAGALA
439	MARIAM DANIEL SOZIGWA
440	MARIAM EMILIUS FUSI
441	MARIAM HAMISI MWANGIA
442	MARIAM MASOUD MAHUGU
443	MARIANUS GERVAS MWANGAMILA
444	MARIDHAWA HOJAJI SAID
445	MARIETHA EDWARD LYIMO
446	MARIETHA JOHN CHANDE
447	MARTIN FRIMOS MSELLE
448	MARTIN JONAS MMARI
449	MARTIN RAPHAEL SIWINGWA
450	MARY DANIEL OBANGA
451	MARY GEORGE LUSWAGA
452	MARY JEREMIAH MWANYANJE
453	MARY JOHNSON RUHASHA
454	MARY KOKA LEWANGA
455	MARY MELKIORY MNYAWAMI
456	MARY RAIMOND LUAMBANDO
457	MARYSTELLA AUGUST MALLE
458	MASHAURI KALIWA KALIMU
459	MATHEW PETER NYASA
460	MATHIAS JOHN MUSHI
461	MATILDA KOBELO VITUS
462	MEING'ARAI LUKUMAY MEJOOLY
463	MERCY ALBERT MMARI
464	MERCY BERNARD MPANGALA
465	MERCYANA THOMAS BUNONU
466	MERIKA LEONARD MAGODA
467	MHAMADI UMALI MBELWA
468	MICHAEL JOHANESS MWITA
469	MICHAEL MHANDO KILLO
470	MICHAEL ZAKARIA MATTEE
471	MICHAELA LADISLAUS LIHEPANYAMA
472	MINNIE ELIAPENDA LEMA
473	MIRIAM BERNAD MMBAGA
474	Miriam Mickson Wales
475	MKIWA NASSORO MWINYI
476	MKUMBO EDSONI MSENGI
477	MKUNGURA HASHIM MKUNGURA
478	MODEST ADRIAN ZONGEYE
479	MODESTER FRANCIS FUMBUKA
480	MOHAMED MTENYA MAKINDI
481	MOHAMED SALUM MAKILIKA

482	MOHAMED HASSAN MFAUME
483	MOHAMMED RAMADHANI NGUDE
484	MOHEMED AHMED MOHEMED
485	MOSES ANDREW MAHENGU
486	MOSES ELIAS ALOYCE
487	MOURINE HAPPYGOD MOLLEL
488	MRS WILFRIDA ALOYCE MALLYA
489	MRUMA SULEIMANI MRUMA
490	MTAHETWA KULWA LUBOLA
491	MTUMWA SAID MOHAMED
492	MUSSA MASUDI MFAUME
493	MUSTAFA JAMADI SILIMA
494	MUSTAFA KOMBO OMARY
495	MWAJUMA RASHIDI BUNGA
496	MWANAHAMIS SULTAN KAWA
497	MWANAHAWA BAKARI HADINGOKA
498	MWANAMWEMA KAHMIS MLINDO
499	MWANEEMA MWINYIJUMA MWINYIAMANI
500	MWANJAA JUMA MAGEE
501	MWINYIAMANI MWINYIJUMA MWINYIAMANI
502	MWINYIJUMA MIKIDADI MWINYIAMANI
503	MZEE MANGUPIRU MANDAWA
504	NAIMA ATHUMANI KATUNZI
505	Najim Babu Rashid
506	NANCY DAVID MSOBI
507	Naomi Hezron Lutumo
508	NAPENDAELI WAZOELI NYARILA
509	NARCISA NYONI MUNG'ONG'O
510	NATHANIEL RAJABU MBWAMBO
511	NATIONAL HEALTH INSURANCE FUND
512	NDENI ANANDE SHOO
513	NECTA MAWALLA RAYMOND
514	NEEMA MELCHIOR NUNGU
515	NELSON ELIA KIWELU
516	NEZIA PETER GAINI
517	NGALAI LEONS NGALAI
518	NHC AND PPF INVESTMENT CO. LTD
519	NICHOLAUS CHARLES BUNDALA
520	NICHOLAUS MALANDO GREGORY
521	NICHOLAUS STANISLAUS LYIMO
522	NICODEMUS TUSEKELEGE MWASIKILI
523	NOAH JORAM NZAWILA
524	NOBERT SHIRIMA
525	NOEL SIMON TEMU
526	NOOR RAJABU KITETEY

527	NURU SENGO MSENGWA
528	NYAKIMURA MATHIAS MUHOJI
529	NYAMAGELO ZACHARIA MAKUBI
530	NYANJURA REUBEN NYARUGA
531	OBEID ABDALLAH HAULE
532	OMARI HUSSEIN BORI
533	ONESMO RICHARD NDAKI . .
534	PAL MORICE KAMKANILA
535	PANDE NDEGEYA KIZINGA
536	PARASTATAL PENSION FUND (PPF)
537	PARASTATAL PENSIONS FUND
538	PASKAZIA JOHN BULIMBA
539	PASTORY CHARLES NYANDA
540	PASTORY MUYONGA NGAIZA
541	PATRICIA GERALD MWAISONDOLA
542	PATRICK MTATIRO CHEGERE
543	PAUL WILBARD LUANDA
544	PAULINA CALIST KISHAI
545	PELAGI LEFUNGONI WOISO
546	PELAGI LEFUNGONI WOISO
547	PETER ASAGWILE MWASONGWE
548	PETER ISHENGOMA MUGANYIZI
549	PHILEMON AIDAN MKONY
550	PHILEMON ALLAN MSUYA
551	PHILLIP JAMES MGONJA
552	PILLY ANASTASIUS NGAPEMBA
553	PIUS PHILILIP TESHA
554	PIUS PHILLIP TESHA
555	PRISCILLA MUKABALUZI RWEYEMAMU
556	PRIVATUS JOHN MUTASHOBYA
557	PROCOPIUS EMMANUEL MGIMBA
558	RAHELI OMARI KATOYA
559	RAHILU IDDI NYUNDO
560	RAJABU ABDALLAH FARAHANI
561	RAJABU IBRAHIM MSUMI
562	RAJABU RAMADHANI LUKENZE
563	RAJABU SHAMTE MKELEKA
564	RAMADHANI ALLY SEIF
565	RAMADHANI SAIDI SAGHIRE
566	RAPHAEL ANYAMBILILE AMBONISYE
567	RAPHAEL MSENGI KILIMBA
568	RAPHAEL NAHUMU MWAKITABO
569	RAPHAEL NCHILA MAHANGI
570	RAPHAEL SHAWN MAYAKA
571	RASHID GUZO HALFANI

572	RASHIDI GUZO HALFAN
573	RASHIDI GUZO HALFANI
574	RAYMOND GERVAZ NSOKOLO
575	RAYMOND ISRAEL MWATI
576	REGINA AUGUSTINO HINGA
577	Rehema Bright Maeda
578	REHEMA JOSEPH SEIF
579	REUBEN GHUHEN MTAITA
580	REUBEN KUGUMA MNYAGA
581	REYNOLD FRANCIS KIPANGA
582	RICHARD EDWARD CHAMBAI
583	RITAGATI EDWARD KISEGENYA
584	RITHA NTANGA
585	RIZIKI MUSHI SHUSHU
586	ROBERT MATHAYO MBEZI
587	ROBIN RICHARD MAFITA
588	ROGATHE DUNSTAN KISANGA
589	ROGATHE INUTI MBISE
590	ROGHATHE EDUMAEL URASSA
591	ROSE DICK KIWIA
592	ROSE EPHRAIM MATETE
593	ROSE MARGARETH MSAMI
594	ROSE PETER LUKINDO
595	ROSELEEN HAMISI KISSIWA
596	ROSEMARY RICHARD BGOYA
597	ROSINA SIRINGI LIPYOGA
598	Rosmary Alfred Mnzava
599	ROTHALINDA SHANEL MHAGAMA
600	RUGINA BELLEN RUGINA
601	RUTH DANIEL MAHONA
602	RUTH IGNAS SIMBA
603	SABBI LILANGA MASANJA
604	SABINA MAGANGA MACHIBYA
605	SABINUS THOMAS HAULE
606	SAID SELEMAN MASSARO
607	SAKEO FUNDI KILUWA
608	SALIM ABDALLAH MWAKINGINDA
609	SALMA HASSAN MASSAWANGA
610	SALOME URBANO MPANGALA
611	SALUM ABDALLAH JUMA
612	SALUM JELA UYAGWA
613	SALUMU RAHIS MAWAZO
614	SAMAGA MUSSA KIDAI
615	SAMSON NATHAN HAO
616	SAMWEL HERMAN LUPOGO

617	SAMWEL KYARUA MFINANGA
618	SARAH DAUDI KILAVE
619	SAUDA NASSORO KUPE
620	SAVINUS MUHUNZA MTESIGWA
621	SCOLA NICHOLAUS MWINGIRA
622	SEBASTIAN KANISIO LUBINZA
623	SEKELA NOAH TEMU
624	SELINA TIBAHURWA MUTIGANZI
625	SHABANI ALIMAS MAIGE
626	SHADRACK ALFRED GABAGAMBI
627	SHAMAH YUSUPH DAIY
628	SHARIFA ALLY RIZIKI
629	SHARO GASPER LULENGA
630	SHEKHA SEIF SAID
631	SHIJA NTINGINYA HUMBI
632	SHIKUNZI AGGREY RIZIKI MESSA
633	SHONE ARTHUR MWANYANJE
634	SHUBILA GIRISON KANYAWAWA
635	SIA GODFREY MARIKI
636	SIANGICHA FRANKLIN MOSHA
637	SIFA JOHN MAEMBE
638	SILVANUS APOLINARY NJAKU
639	SIMONI ABUKO SANGO
640	SLIM YASIN AJIB
641	SOFRETY MAFURU MAGESSA
642	SOPHIA GEOFREY MGAYA
643	SOPHIA GWELINO KANGALAWE
644	SOPHIA KALASYA SONELO
645	SPONSA CHRYSTOM KOMBA
646	STANSLAUS SIMONI KAGARUKI
647	STELLAH EUSTACE NDOWO
648	STEPHEN JOHN LUKINDO
649	STEPHEN KAJUGA BASIMWAKI
650	STEVEN ANOLD MBILINYI
651	STRATON MEDARD ASSENGA
652	SUBIRA SALIM ABEID
653	SULEIMAN MASOUD KHALFAN
654	SUTTA BONIFACE MASSAGA
655	SWAIBA P ISIKE
656	SYLVESTER KAMATA KUSIGWA
657	SYLVIA THOMAS MASSAWE
658	TATU EDESIUS MAPUNDA
659	TEOPHIL LAZARO MAKWEMLLA
660	THADEI JOHN MAPETE
661	THEOFRIDA THEOPHILLY LUKOKERWA

662	THEONEST KAHANGWA MUTABINGWA
663	THEOPHILUS ROGATUS NGONYANI
664	THIMOS JEREMIAH MOLLEL
665	TIBETI THOMAS KIBIKI
666	TRIFOSA SIFAS KISANGA
667	TULIBONYWA MWAISOBA
668	TUNGANEGE ALINUSWE MINGA
669	TUSEKELEGE MILLINE MBONILE
670	TUSYAMLE BONIPHACE MWASENGA
671	TUZO WILLIAM MPILUKA
672	UFOOLWANDE NOEL TEMU
673	UKOO WA MORRO
674	UPENDO SIFUNI MCHOME
675	UPERNDO SAMUEL NDONDE
676	VALENCE EMMANUEL FREDERICK
677	VENERANDA LEONE CHACKY
678	VERDIANA PANTALEO NJAU
679	VERYNICE EZEKIEL MAKUNDI
680	VESTUS MACHESHA MKUMBWA
681	VICTORIA ALBANO KIFUNDA
682	VICTORIA FLORENCE FRANCIS
683	VICTORISI LINUS SILAYO
684	WARYOBA NYAKUWA NYAKITITA
685	WEGESA KISOMA BUTIKA
686	WENDELIN FUNGATWENDE CHATTANDA
687	WILFRED DOMINIC KIPONDYA
688	WILLIBRORD PASTORY MTASINGWA
689	WILSON MEGABE
690	WINIFRIDA PATRICK KAMUGISHA
691	WINSTON MATHIAS KILANGI
692	WITNESS GASPARY MBWELWA
693	XAVERY INOCENT MILLINGA
694	YAHAYA ALLY SHOO
695	YAHAYA ALLY VURU
696	YASSIN ATHUMAN MTANDO
697	YASSIN HASSANI LYELLU
698	YOHANA JEREMIA MUNA
699	YONAH EDWARD MWAIBAMBE
700	YUSTINA LEO KOBERO
701	YUSTO RUBEN GIKANKA
702	YUSUF MBARUK NYEMBO
703	YUSUFU SAIDI MAKAMULA
704	YUSUPH ISSA SOLOKA
705	ZABIBU AWWAM UMBA
706	ZABLON MPEFO MGHAMBA

707	ZAHARA RAJABU FARAHANI
708	ZAINA RASHIDI HALFANI
709	ZAINAB NASSOR AMRI
710	ZAKAYO NYESAMLI MASWERA
711	ZANZIBAR SOCIAL SECURITY FUND
712	ZAWADI DANIEL SEKWAO
713	ZAWADI JUMA MAALIM
714	ZAWADI KASSIM KATIPWAI
715	ZERRA MUSSA KIMEY
716	ZUBERI HAMISI NTIBUKA
717	ZUBERI OMARY KONDO
718	ZUHURA MURSALI MSAMBACHI
719	ZULFA SALUMU HEMEDI






3 Matters Arising from
the 15th Annual
General Meeting


YATOKANAYO NA MUHTASARI WA MKUTANO WA KUMI NA TANO (15) WA MWAKA WA MFUKO WA UMOJA ULIOFANYIKA TAREHE 18 NOVEMBA 2023

Katika Mkutano wa kumi na tano (15) wa Mfuko wa Umoja uliofanyika tarehe 18 Novemba 2023 katika Ukumbi wa mikutano wa Julius Kambarage Nyerere (JKNICC) Dar es Salaam, Mkutano uliazimia kutekeleza mambo kadhaa. Ifuatayo ni taarifa ya utekelezaji wa maamuzi hayo:

UAMUZI/MAELEKEZO	UTEKELEZAJI
11.2.9 Kuhusu kuuwepo kwa chai asubuhi kwa wawekezaji kabla ya kikao, pendelezo lilipokelewa na menejimenti iliahidi kulifanyia kazi.	Imetekelezwa
11.2.11 Menejimenti ilieleza kwamba malengo ya taasisi yapo na kwamba ipo mwishoni katika kutekeleza mpango mkakati wa miaka mitano ambao umekuwa ukitekelezwa toka mwaka 2019 mpaka mwaka 2024 na kuanza mpango mkakati mwingine wa miaka 5 ambao utekelezaji wake ni kuanzia mwaka 2024 mpaka mwaka 2029. Taasisi inafanya vizuri na malengo yote yaliweza kufikiwa kwa haraka kabla ya muda husika. Ilikezwa kuwa kwenye miaka ijayo kutakuwa na kipande kwenye repoti kinachoeleza mafanikio yaliyopatikana kwa mwaka husika wa fedha.	Imetekelezwa. Mafanikio yam waka husika kulingana na mpango kazi yameelezwa kwa kina katika taarifa ya Mwenyekiti.
11.2.14 Kuhusu kuweka kumbumbu ya picha kwenye taarifa, maoni yalipokelewa na menejimenti na kuelezwa kuwa itaendelea kuboresha ripoti na inapobidi, kuweka picha.	Hii itafanyiwa kazi kwa kina kuanzia ripoti ya mwaka ujao. Picha mbalimbali zinazohusu matukio ya mifuko zitakusanywa na kuchagua baadhi za kuweka katika ripoti.

ANNUAL REPORT FOR UMOJA UNIT TRUST SCHEME (UMOJA FUND)





4 Chairman's Statement

CHAIRMAN'S STATEMENT

Dear Investors,

On behalf of the Board of Directors, I am pleased to welcome you all to the 16th Annual General Meeting (AGM) of Umoja Fund. We thank you for making time to attend the AGM that will discuss developments of the Scheme for the financial year ended 30 June 2024, get replies to any queries you might have and listen to very interesting speakers who will raise our level of understanding of the ever-changing landscape of financial investment.



As new Chairman of the UTT AMIS Board of Directors, please allow me to record my profound appreciation to Her Excellency, Samia Suluhu Hassan, the President of the United Republic of Tanzania, for appointing me to lead the Board of Directors of UTT AMIS. My appreciation also goes to Honourable Dr Mwigulu Lameck Nchemba (MP), the Minister of Finance, the Permanent Secretary -Treasury, Dr. Natu Mwamba and the Treasury Registrar, Mr. Nehemiah Mchechu, for the guidance I received following my appointment to the Chairmanship. I also thank you investors into Umoja Fund for your confidence in the Fund. As I take over from the previous Chairman, Mr. Casmir Sumba Kyuki, please allow me to record my appreciation for his outstanding leadership of the UTT AMIS Board of Directors. My brother, Kyuki, has steered UTT AMIS from a small organisation to one of the leading organisations in the capital market in Tanzania and the region at large. I, again, thank him for an outstanding tenure and wish him good health and the very best in his future endeavours.

Dear Investors, as we all know, UTT AMIS is a unique wealth creation public institution which was formed by our responsive Government way back in 2003 with several aims including development of collective investment schemes and encouraging saving and investment culture through wide participation in the ownership of distributed shares / units, among others. Indeed, over 20 years of the existing in different formats, a lot of wealth has been created and distributed for investors. It is a pleasure to communicate with my fellow investors who have tasted the joy which comes from the passive investment which enables us to make money while we are sleeping or taking care of other life activities. One wise seasoned successful investor, Warren Buffet – CEO of Berkshire Hathaway in the USA, once quipped that “if you don’t find a way to make money while you sleep, you will work until you die”. I sincerely therefore applaud each investor for the wise decision you took to trust and invest your money in various UTT AMIS funds. As this report will clearly demonstrate, our UTT AMIS is well run by very competent management and staff who are supervised judiciously by various public institutions. Given this level of commitment and supervision, it came by no surprise that UTT AMIS emerged as an overall winner of the most efficiently run public institution in the Country. On behalf of you all, I was privileged to receive a trophy from HE the President, Dr. Samia Suluhu Hassan, in Arusha during the Chairmen and CEOs Forum on 28 August 2024.

Ladies and Gentlemen, it is my belief that you have been following developments of the Fund and that you have received and reviewed the Report of the Scheme for the year ended 30 June, 2024. I am happy to report that the performance of the Fund for the year under review was very good. Returns to investors have exceeded their performance benchmark with annualised return of 12.1% compared to 11.2% recorded in the previous financial year. The rate of return achieved is in line with market development and higher than the benchmark return of 11.2%. During the year under review, the Fund increased in size from Shillings 320.0 billion on 30 June 2023 to Shillings 360.0 billion on 30 June 2024. The increase is mostly attributed to good returns, automation of investment processes and growing public confidence and awareness on the benefits of investing through collective investment schemes.

Performance of the Economy and Market Environment

Ladies and Gentlemen, despite risks emanating from geopolitical tensions and wars around the World, performance of the Tanzanian economy has continued to improve as it grew by 5.1% in 2023 and is projected to grow by 5.4% in 2024. This compares favourably with average growth of 3.4% in 2023 and 3.8% in 2024 of the Sub-Saharan African countries as projected by the International Monetary Fund. As per the Bank of Tanzania reports, inflation was 3.1% in June 2024 against the target of not more than 5% and the East African countries target of not more than 8%. Over the last one year, market interest rates have remained around same levels indicating overall stability of the market. As for the foreign exchange market, the Tanzanian Shilling depreciated by approximately 12.86% against the US Dollar mostly due to changing policies in the United States of America and effects of geopolitical tensions and the ongoing wars in Asia.

Regarding capital market development, quite good progress was noted during the year under review. A number of new listings of debt securities were made while prices of listed shares improved as reflected through the increase of the Tanzania Share Index (TSI). During the year, TSI increase by 9.37% from 4,091.81 on 30 June 2023 to 4,475.20 on 30 June 2024. This compares favorably with the previous financial year where the increase of the TSI was 4.16%. This indicates that performance of listed companies was better during the financial year under review and that business environment has continued to improve. We thank the President, Her Excellence Samia Suluhu Hassan and the Government for maintaining conducive business and regulatory environment in the Country.

Managed Funds Performance and other Developments

Ladies and Gentlemen, as regards performance for the financial year ended on 30 June 2024, performance indicators show that UTT AMIS and the funds under management performed very well. Funds under management increased from Shillings 1.5354 Trillion on 30 June 2023 to Shillings 2.2382 Trillion on 30 June 2024. This indicates an increase of Shillings 702.8 billion which is 45.7% compared to increase of Shillings 538.9 billion or 54.0% in the previous financial year. Growth in fund size is also supported by the increase in the number of investors in the schemes that went up by 79,519 or 32% compared to 47,480 or 24% in the previous financial year. For the year under review, returns to investors in all the funds under management were very good – as pointed out earlier, Umoja Fund had a return of 12.1%.

Ladies and Gentlemen, during the year under review, the Company continued with the final phase of implementation of the five years Strategic Plan to June 2024. The Company also worked on a new Strategic Plan for the next five years. The New Plan is intended to make UTT AMIS one of key players in the capital market in Tanzania and the East African region. To align with Government planning cycle, the Plan will be reviewed in the 2024/2025 financial year so that it ends in June 2030. From the Plan, some of the strategic goals include growing fund size from Shillings 2.2 trillion currently to Shillings 7.5 trillion, and increasing the number of service centres to bring services closer to investors in Tanzania, the East African and Southern African Development communities. Moreover, the Plan indicates that service delivery will mostly be technology driven with minimum or no paperwork. To prepare for implementation of the new Strategic Plan, during the financial year, the Company started working on upgrading of systems so as to enhance computing capability and accommodate higher volume of business. The upgrade project is planned for completion in the twelve months.

Prospects for the Financial Year 2024/25

Ladies and gentlemen, the five years of implementation of UTT AMIS Strategic Plan to 2024 have been extremely successful and beyond what was initially projected. For instance, fund size was projected to grow from Shillings 290.74 billion on 30 June 2019 to Shillings 485.90 billion but later revised Shillings 1,007.90 billion on 30 June 2024, however, actual fund size on that date was Shillings 2.2 trillion. This indicates that actual performance was more than four times the initial projections and more than double the revised projections.

As we get into the first year of the new Plan, the Company intends to complete upgrade of systems to lay the groundwork for the next phase of growth of UTT AMIS business. Moreover, the Company will continue working on priorities including improving existing products and services and identifying new business lines for the benefit of investors, shareholders and other stakeholders. UTT AMIS will also continue working on modernization of operations and ensuring that investors obtain the best returns that the market may provide. It is our intention to make UTT AMIS one of important vehicles for not only wealth creation and management but also generational wealth.

During the Chairmen and CEOs Forum in Arusha, HE President of the United Republic of Tanzania, Dr. Samia Suluhu Hassan, instructed the parastatals which have the capability to venture to go out of Tanzania to look for more economic and profitable opportunities. As UTT AMIS embarks on implementation of the Strategic Plan for the next five years, we intend to reach more investors in Tanzania, East Africa and SADC countries. In fact, the Company has been following market developments in the two regional economic communities for a number of years now. Preliminary indications are that some of these countries have very interesting opportunities. We will enhance our efforts in analysing the new markets so that entry decisions could be made timely. Given the strategic plan goal of expanding the fund size, it is imperative that every opportunity must be seized. Because you already know the benefits of investing your hard-earned cash with UTT AMIS, we request you to be effective ambassadors of passing a word of mouth to your family members, friends and colleagues. In order to empower you for this task, we have a question and answers session as well as presentations, discussions and talks from seasoned experts in this field. Luckily, all the interesting speakers who have accepted to share their expertise are seasoned fellow investors in various UTT AMIS products.

Acknowledgements

Ladies and Gentlemen, to conclude, I wish to thank you, esteemed investors, for your unwavering support and confidence in UTT AMIS and Umoja Fund during the year under review. My special appreciation to the Government, represented by the Ministry of Finance, the Office of Treasury Registrar, the Capital Markets and Securities Authority, the Custodian of the funds under management – CRDB Bank, the Dar es Salaam Stock Exchange including Brokers, UTT AMIS members of staff and all stakeholders who supported the Company during the year. It is my hope that you will all continue to extend your support to UTT AMIS for the good of our investors and development of the capital market and the financial services industry in Tanzania.

As a Board of Directors, we collectively look forward to your cooperation over the coming years.



Prof. Faustin Rweshabura Kamuzora

Board Chairman





5

Statement of the
Custodian



CRDB BANK PLC
CRDB Headquarter: Ally Hassan Mwinyi /
Barack Obama Road
P.O. Box 268, Dar es Salaam - Tanzania
Tel: +255 (0) 22 2117441-7
Fax: +255 (0) 22 2116714
Email: info@crdbbank.co.tz
Website: www.crdbbank.co.tz

STATEMENT OF CUSTODIAN TO THE UNIT HOLDERS OF UMOJA UNIT TRUST SCHEME (UMOJA FUND)

As Custodian of **Umoja Fund**, our responsibility is to oversee that the Manager of the Fund performs in accordance with the Deed of Trust in ensuring that interest of the Unit holders are protected. In performing this role, inter alia, Custodian responsibility includes taking into custody all property of the Scheme and holding it in trust of unit holders, ensuring that the method adopted by the Manager in calculating Net Asset Value (NAV) is adequate and in accordance to the Trust Deed and ensuring that investment undertaken by the Manager are in line with set investment objectives and are not in conflict with provisions of the Deed of Trust.

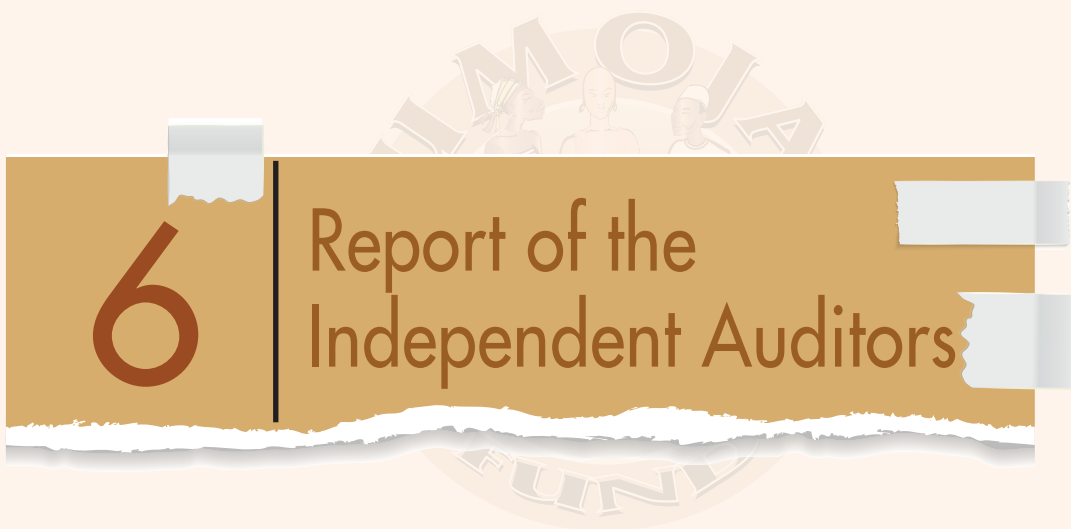

During the period under review (1st July, 2023 to 30th June, 2024), we, Custodian of **Umoja Fund** have continuously followed up on the Manager's actions, performances and assessed limitations on funds' investments.

In this regard, we wish to confirm that investment activities under **Umoja Unit Trust Scheme (Umoja Fund)** and obligations of the Manager (UTT AMIS) have been in accordance with the provisions of the Deed of Trust. As such, as far as unit holders' confidences in the Scheme are concerned, we are in confirmation that unit holders' interests under the scheme are adequately protected and the manager has managed the Fund in accordance with the provisions of the Trust Deed.

Abdulmajid M. Nsekela

Group CEO & Managing Director

Date: 23rd October, 2024



6 Report of the Independent Auditors

INDEPENDENT AUDITORS' REPORT ON THE SUMMARY FINANCIAL STATEMENTS TO THE UNIT HOLDERS OF UMOJA UNIT TRUST SCHEME (UMOJA FUND)

KPMG

Certified Public Accountants

2nd Floor, The Luminary

Haile Selassie Road, Msasani Peninsula

P.O. Box 1160, Dar es Salaam

Telephone: +255 22 2600330

Email: info@kpmg.co.tz

Internet: www.kpmg.co.tz

Opinion

The summary financial statements, which comprise the summary statement of financial position as at 30 June 2024, the summary statement of profit or loss and other comprehensive income, changes in net assets attributable to unit holders and cash flows statement for the year then ended and related notes, are derived from the audited financial statements of Umoja Unit Trust Scheme (Umoja Fund) for the year ended 30 June 2024.

In our opinion, the accompanying summary financial statements are consistent, in all material respects, with the audited financial statements, on the basis described in Note I.

Summary Financial Statements

The summary financial statements do not contain all the disclosures required by International Financial Reporting Standards (IFRS). Reading the summary financial statements and our report thereon, therefore, is not a substitute for reading the audited financial statements and our report thereon. The summary financial statements and the audited financial statements do not reflect the effects of events that occurred subsequent to that date of our report on the audited financial statements.

The Audited Financial Statements and Our Report Thereon

We expressed an unmodified audit opinion on the audited financial statements in our reports dated 11 November 2024 for the year ended 30 June 2024.

Management's Responsibility for the Summary Financial Statements

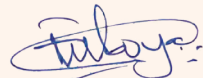
Management is responsible for the preparation of the summary financial statements in accordance with the basis described in Note I.

Auditors' Responsibility

Our responsibility is to express an opinion on whether the summary financial statements are consistent, in all material respects, with the audited financial statements based on our procedures, which were conducted in accordance with International Standard on Auditing (ISA) 810 (Revised), "Engagements to Report on Summary Financial Statements."

KPMG

Certified Public Accountants (T)



Signed by: CPA Frank Mboya (ACPA 3730)

Date: 11 November 2024

Note I- Disclosure of Applied Criteria

The summary financial statements are derived from the audited financial statements, prepared in accordance with International Financial Reporting Standards (IFRS) for the year ended 30 June 2024.

The preparation of these summary financial statements requires management to determine the information that needs to be reflected in them so that they are consistent in all material respects with, or represent a fair summary of, the audited financial statements.

Management prepared these summary financial statements using the following criteria:

- (a) The summary financial statements include a statement for each statement included in the audited financial statements;
- (b) Information in the summary financial statements agrees with the related information in the audited financial Statements; and
- (c) Major subtotals, totals and comparative information from the audited financial statements are included.

The audited financial statements of the Umoja Unit Trust Scheme (Umoja Fund) are available upon request by contacting UTT Asset Management and Investor Services Plc.





7



Report on the
Audited Financial
Statements

STATEMENT OF PROFIT OR LOSS AND OTHER COMPREHENSIVE INCOME FOR THE YEAR ENDED 30 JUNE 2024

	2024	2023
	TZS '000	TZS '000
Investment Income	31,867,056	29,776,696
Net gain from financial instruments carried at fair value	7,066,349	3,453,967
Other income	9,525,199	7,834,725
Total income	48,458,604	41,065,388
Management Fees	(6,138,653)	(5,453,410)
Custodian Fees	(341,036)	(302,967)
Agent Commission	(2,069,292)	(1,481,344)
Audit Fees	(33,035)	(39,652)
Other Charges	(822,852)	(669,333)
Total Operating Expenses	(9,404,868)	(7,946,706)
Increase in net assets attributable to unit holders before tax	39,053,736	33,118,682
Withholding tax expenses	(453,830)	(320,218)
Increase in Net Assets attributable to unit holders net of tax	38,599,906	32,798,464
Other comprehensive income	-	-
Total Increase in net assets attributable to unit holders	38,599,906	32,798,464

STATEMENT OF FINANCIAL POSITION (BALANCE SHEET) AS AT 30 JUNE 2024

	2024	2023
	TZS '000	TZS '000
Assets		
Cash and cash equivalents	13,393,229	605,104
Term deposit with banks	-	1,038,145
Government securities and Corporate Bonds	200,930,122	187,501,917
Equity investments	152,696,795	138,488,604
Other Receivables	507,521	101,054
Total assets	367,527,667	327,734,824
Liabilities		
Other Liabilities	(2,364,108)	2,304,985
Total liabilities	(2,364,108)	2,304,985
Net-assets attributable to unit holders	365,163,559	325,429,839
Represented by:		
Net assets attributable to unit holders	365,163,559	325,429,839
Outstanding number of units	346,396,381	345,237,402
Net Asset Value per units	1,054.18	942.63

STATEMENT OF CHANGES IN NET ASSETS ATTRIBUTABLE TO UNIT HOLDERS AS AT 30 JUNE 2024

	2024	2023
	TZS '000	TZS '000
Opening balance of net assets attributable to unit holders	325,429,839	293,345,819
Increase in net assets attributable to unit holders during the year	38,599,906	32,798,464
	364,029,745	326,144,283
Transactions with unit holders during the period		
Sales of units during the period	13,786,162	7,990,326
Repurchase of units during the period	(12,652,348)	(8,704,770)
Net transactions with unit holders during the period	1,133,814	(714,444)
Closing balance of net assets attributable to unit holders	365,163,559	325,429,839




STATEMENT OF CASH FLOWS FOR THE FINANCIAL YEAR ENDED 30 JUNE 2024

	2024	2023
	TZS '000	TZS '000
Cash flows from operating activities		
Increase in net assets attributable to unit holders, net of tax	38,599,906	32,798,464
Adjustment for:		
Net gain on investment securities carried at fair value	(7,066,349)	(3,453,967.00)
Dividend Income	(7,698,392)	(5,681,784.00)
Interest Income	(24,168,664)	(24,094,912.00)
Gain on sale of treasury bonds	(8,645,785)	(7,421,666)
Withholding tax Expenses	453,830	320,218
Cash flow generated from operations before working capital changes	(8,525,454)	(7,533,647)
Change in:		
Decrease in term deposits with banks	1,000,000	7,000,000
Increase in Government Securities and corporate bonds	(4,818,307)	(22,504,338)
Increase in Equity instruments	(7,141,842)	(6,091,545)
Increase / decrease in other Receivables	(385,608)	1,014
Increase in other Liabilities	59,123	430,491
Cash generated from operating activities	(19,812,088)	(28,698,025)
Dividend received	7,677,533	5,637,413
Interest received	24,242,696	24,257,620
Withholding tax paid	(453,830)	(320,218)
Net cash generated from operating activities	11,654,311	876,790
Cash flows from Financing activities		
Sale of Units	13,786,162	7,990,326
Repurchase of Units	(12,652,348)	(8,704,770)
Net cash inflow from financing activities	1,133,814	(714,444)
Net Increase in cash and cash equivalents	12,788,125	162,346
Cash and cash equivalents at the beginning of the year (1st July)	605,104	442,758
Cash and cash equivalents at the end of the year	13,393,229	605,104



Director

Date: October 8, 2024



Director

Date: October 8, 2024



8 | Manager's Report



Fund Manager's Message to the Scheme Members

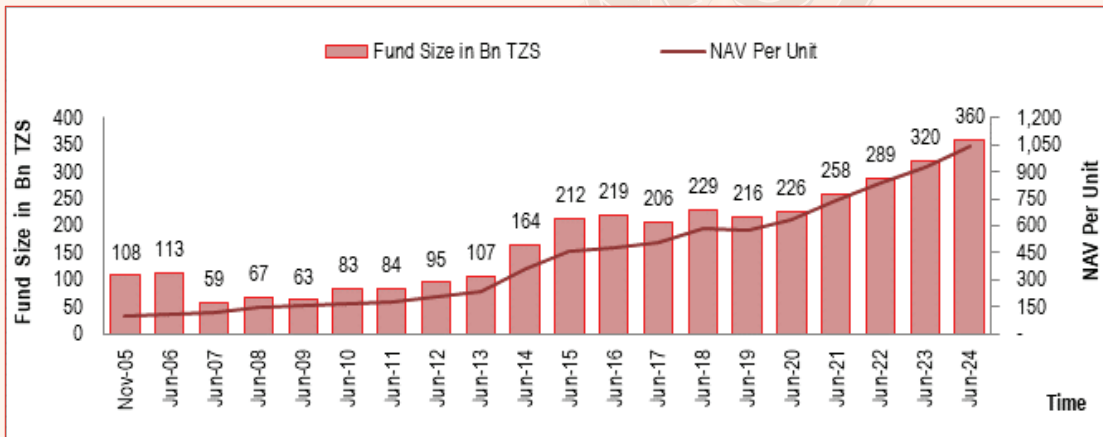
Umoja Fund is an open-ended balanced scheme offering growth option investment for investors seeking medium to long-term investment horizons.

Being the 1st scheme launched by UTT in May 2005 and with a track record of 19 years, Umoja Fund pioneered collective investment schemes aimed at encouraging a culture of savings in financial assets through wide ownership of its units as well as achieving good performance records in the market.

1.0 Fund Size and Net Asset Value (NAV) Per Unit

As of 30th June 2024, the Scheme fund size stood at TZS 360.0 billion. During the financial year, the scheme fund size grew by TZS 40.0 billion compared to the growth of TZS 31.0 billion recorded in the previous financial year. The NAV per unit increased by TZS 112.4 to TZS 1,039.3 from TZS 926.9 in 2023.

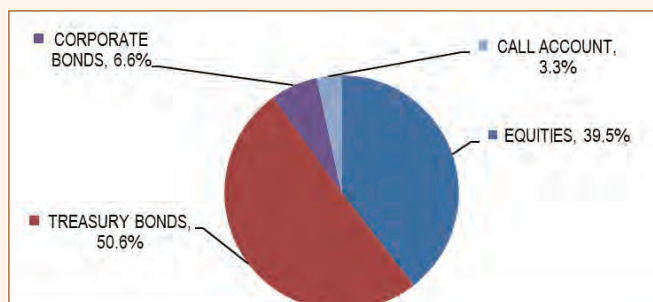
Chart I: Umoja Fund NAV Per Unit and Fund Size Movement from Inception to June 2024



2.0 Portfolio Composition

During the financial year 2023/24, UTT AMIS as the Fund Manager ensured that the scheme investment portfolio achieved a balanced asset mix in accordance with the scheme investment policy and guidelines. The portfolio Composition at the end of the year was as follows:

Chart II: Portfolio Composition for Umoja Fund as of 30th June 2024



From Chart II, it can be seen clearly that Treasury bonds of various tenures accounted for the largest share of the portfolio by 50.6% to take advantage of higher yields and stable cashflows, followed by listed equities (39.5%), Corporate bonds (6.6%) and call account at 3.3%.

**LAUNCHED,
MAY, 2005**

**IPO PRICE
TZS 70.0**

**30TH JUNE
2024**

**NAV PER
UNIT
1,039.3**

**FUND SIZE
TZS 360.0
BILLION**

**ANNUAL
RETURN
12.1%**

3.0 Returns

The scheme's annual return for the financial year that ended in June 2024 was 12.1% compared with the benchmark return of 11.2% (refer to Table I) and the previous year return of 11.2%.

Table I and II below shows the movement of returns, where one can see the current and the previous years' performance. The table also, indicates that the returns for the financial years shown were above their respective benchmark and competitive when compared with similar or comparable instruments in the market (refer to table I).

Table I: Annual Return and Fund Size for Umoja Fund from June 2020 to June 2024

SN	Financial Year	Fund Size, Tzs Billion	Performances	
			Returns	Benchmark
01.	2023/24	360.0	12.1%	11.2%
02.	2022/23	320.0	11.2%	7.6%
03.	2021/22	289.0	12.6%	8.7%
04.	2020/21	258.0	16.6%	8.1%
05.	2019/20	226.0	10.3%	1.5%

Note: Benchmark, (10 years Treasury Bond Weighted Average Yield and Local share index).

For comparison, we look into 10 years Treasury bond yields, 364 days Treasury bills, and Savings deposit rates in the markets as shown in Table II:

Table II: Comparable Instruments in the Markets

Item	Yields for the year ended June			
	2021	2022	2023	2024
10 Years Treasury bond	11.5%	10.3%	11.1%	12.3%
7 Years Treasury bond	10.1%	9.3%	9.7%	9.7%
5 Years Treasury bond	9.2%	8.9%	9.7%	10.0%
2 Years Treasury bond	7.9%	4.4%	9.1%	11.6%
1 Years Treasury bills	4.8%	4.7%	6.9%	8.3%
Savings deposit rate	2.2%	1.5%	1.6%	2.8%

Source: BOT

Apart from the rate of return shown above, the other major differences that one needs to consider while comparing Umoja Fund with savings deposit rate in the markets are;

- Umoja Fund returns are net of tax.
- Umoja Fund is an open-ended fund providing liquidity throughout the year with no limit on the minimum balance required to earn return. So, returns from Umoja Fund are the same across all types of investors (whether small, medium, or high net worth).
- Investing in Umoja Fund is almost like having the ease of a savings deposit account coupled with the power of return over and above a savings account.
- Other instruments have a fixed tenure and if there is an emergency, it entails discounting of these instruments likely at lower value.
- Flexibility in subscription and withdrawals, so one can buy as well as sell units on any business day.

4.0 Economic Indicators

4.1 Gross Domestic Product (GDP)

Measured through GDP, the economy grew by 5.1% in 2023 compared with 4.7% in 2022, driven by agriculture, construction, mining and other sectors. For the year 2024, the economy is projected to grow by 5.4% indicating that the Country has built resilience against disruptions caused by ongoing wars, geopolitical tensions and changing policies in international financial markets. Favourable business conditions and public investment in infrastructure contributed to the growth of the economy. The growth outlook is important for UTT AMIS-managed schemes and the entire economy since it provides indications on future prospects as regards performance of the funds.

Table III: Year-on-Year Real Gross Domestic Product (GDP) Growth Rate

Year	2018	2019	2020	2021	2022	2023	2024
GDP	7.0%	7.0%	4.8%	4.9%	4.7%	5.1%	5.4%*

* Projected data, GDP; Source: NBS and Bank of Tanzania (BOT)

4.2 Inflation Rate

The table below (Table IV), shows that the inflation rate has remained below 5.0%. According to the Monetary Policy Statement issued in July 2024, the rate has been within the EAC and SADC convergence criteria of 5.0% as the rate in June 2024 and June 2023 was 3.1% and 3.6% respectively. The observed trends of the inflation rate were mostly a result of adequacy of food supply, complemented by prudent monetary and fiscal policies implemented during the period.

Over the medium-term period of 3 to 5 years, inflation is projected to evolve within the target of 5.0%. Hence, having low and stable inflation in the economy is favorable to investors, UTT AMIS, and the economy at large, as it helps in preserving value of invested funds and enables investors keep extra cash for investing.

Table IV: Annual headline inflation from June 2018 to June 2024

Year Ended June	2018	2019	2020	2021	2022	2023	2024
Inflation rate	3.7%	3.7%	3.2%	3.6%	4.4%	3.6%	3.1%

Source: National Bureau of Statistics (NBS)

4.3 Banking Sector

During the financial year that ended in June 2024, the banking sector, which constitutes the largest segment of the financial services sector, remained sound, stable, and profitable, with adequate capital and liquidity. Total assets increased by TZS 8.3 trillion to TZS 62.0 trillion in June 2024 from TZS 53.7 trillion in the previous year, mainly driven by growth of deposits. Total customer deposits size rose by 13.7% moving from TZS 35.7 trillion to TZS 40.6 trillion while total loans and bills reached TZS 37.4 trillion compared with TZS 31.5 trillion in the previous year.

On digital banking channels, the reliability of payment systems remained stable, evidenced by a high rate of completed transactions and low downtime, encouraging public usage of the platform in financial services delivery. Moreover, in 2023 the volume and value of Wallet to Bank (W2B) transactions were 6.6 million and TZS 2.7 trillion respectively, reflecting an increase of 34.1% and 25.2% from the prior year.

The stability of the banking sector is important to the schemes and investors as it facilitates economic activities and smoothens subscriptions into the funds. UTT AMIS has successfully integrated systems with a number of commercial banks to enable investors buy units digitally at their convenience.

4.4 Telecommunication Sector

In the telecom market, subscriptions have increased by 11.5 million to 75.5 million in June 2024 compared with an increase of 7.8 million noted in a similar period of the previous year. Either, the subscriptions volume represents the count of all registered active sim cards used at least once in the past three months. Mobile money subscriptions (active sim cards with mobile money service accounts) have also increased by 18.0% moving from 47.2 million to 55.7 million in June 2024.

The volume of subscriptions for the sale of units received by UTT AMIS through the mobile phones was 47.4 billion in 2024 compared with 25.4 billion received in 2023.

For UTT AMIS, the growth of the Telecom sector has positive impact on service delivery as it has enhanced self-service, improved convenience and reduced paper work. Through mobile devices, investors can easily open accounts, buy or/and sell units, and view investment balances or activities by dialing *150*82# or using the UTTAMIS App. In addition, UTT AMIS is considering to increase the withdrawal amount through the mobile platform from the current value of TZS 2.0 million to 5.0 million per day.

4.5 Government Securities

During the financial year that ended in June 2024, the demand for treasury securities in the primary market was higher compared to the volume registered in the previous year.

In the Treasury bills market, the amount offered went down by TZS 0.6 trillion to TZS 2.7 trillion. However, on the demand side, the volume tendered went up by TZS 0.7 trillion to TZS 4.3 trillion from TZS 3.6 trillion in the prior year. Total successful bids increased by TZS 0.1 trillion from TZS 2.5 trillion to TZS 2.6 in 2024.

In the Treasury bonds market, a total of TZS 3.3 trillion were offered for sale compared with TZS 4.3 trillion in the previous year. Bids received for the period rose by TZS 0.6 trillion to TZS 5.2 trillion compared with TZS 4.6 trillion in the preceding year. Successful bids during the period decreased by TZS 1.1 trillion to TZS 2.8 trillion from TZS 3.9 trillion in 2023.

Increase in demand for treasury securities signifies an increase in public awareness on investments and savings. Hence, the increase in awareness and participation in the domestic market helps the schemes under management to enhance liquidity and deliver attractive returns to investors.

4.6 Interest Rates

Interest rates charged on loans and those offered on deposits by banks remained broadly unchanged from last year's pricing. The overall lending rate averaged 15.4% and that of one-year loans at 15.8%. The overall and one-year time deposit interest rates were 7.5% and 8.7%, respectively.

The Treasury Bills Overall Weighted Average Rate (WAR) went up to 8.3% in June 2024 from 6.5% in June 2023. The overall interbank cash market rate (overnight) rose to 7.2% from 5.0%. In January 2024, the Bank of Tanzania shifted from targeting quantity of money (monetary aggregates) to targeting interest rates. During the period, the Bank increased the Central Bank Rate (CBR) from 5.5% to 6.0%.

Yields in the domestic market specifically in the treasury bonds market traded at higher levels compared with rates in the preceding year. The upward movement of interest rates or yields have an upward effect on investors' returns and profitability.

4.7 Foreign Exchange Market

As of 30th June 2024, foreign reserves were more than USD 5.0 billion. The Bank projected that the reserves are sufficient to cover more than four (4) months of imports. The Shilling traded at TZS 2,640.0 per US dollar compared with TZS 2,339.1 per US dollar in June 2023 indicating depreciation of 12.8% compared with 1.0% in the previous year (Table V). The Bank has taken measures including limiting transaction dollarization between residents who are invoicing, quoting, or making payments using foreign currency. These are expected to reduce the demand for foreign currency, increase foreign reserves and stabilize the domestic currency.

Table V: Year on Year Exchange rate, TZS/USD

Year Ended June	2018	2019	2020	2021	2022	2023	2024
Exchange Rate	2,264.1	2,300.9	2,307.9	2,310.4	2,315.7	2,339.1	2,640.0

Exchange rate; Source: Bank of Tanzania (BOT)

4.8 Capital Market Performance

In the financial year under review, the capital markets remained sound and resilient, with domestic investors participating actively in equity, debt securities and Collective Investment Schemes (CIS).

The market has been active in terms of turnover, new entrances, and activities. During the period, two commercial banks and one utility organization issued corporate bonds worth TZS 482.4 billion. The new corporate bonds were as follows; CRDB Bank issued Kijani Bond for 5 years at 10.25%, NMB Bank sustainable bond (floating), and social bond for 3 years at 9.5%, and a TANGA Water Green Bond for 10 years at 13.5%.

During the period, two Funds were launched targeting to invest in both the stock and debt market. Alpha Capital Ltd launched a Sharia-compliant Fund called Alpha Halal and Timiza Fund by Zan Securities Ltd.

Entrance of new fund managers or new securities in the market is a good development for the financial market. New issuances bring about opportunities for investors and the entrance of new fund managers will increase the number market players and speed up market development.

4.8.1 Secondary Market of Listed Bonds

In the secondary market, the cumulative transaction value of traded bonds grew by TZS 0.6 trillion to TZS 3.5 trillion from TZS 2.9 trillion in the preceding year. On the listed corporate bonds, the transaction value traded was TZS 3.9 billion compared with TZS 1.0 billion in the prior year. Moreover, the transaction value for listed corporate bonds for the current year is higher compared to the value registered in the prior year by TZS 2.9 billion, this increase was due to new listed instruments during the period.

4.8.2 Equity Market

As of 30th June 2024, the market capitalization at the Dar es Salaam Stock Exchange (DSE) was TZS 16.8 trillion, higher by 12.0% from TZS 15.0 trillion on 30th June last year. The percentage of buying local investors during the period was 76.2% compared with 69.6% in 2023. Additionally, the Tanzania Share Index (TSI), which tracks the performance of domestically listed companies, increased by 9.3% to 4475.2. The All-Shares Index (DSEI) increased by 12.0% closing at 2016.9. The total market turnover, during the period, went up by TZS 165.0 billion to TZS 272.6 billion from TZS 107.6 billion in the previous year.

During the period, some of the counters declared and paid dividends to shareholders. The dividends paid per share were as follows; TZS 500 by TCC, TZS 390 by TWIGA (TPCC), TZS 537 by TBL, TZS 361.18 by NMB, TZS 51.33 by SWISS, TZS 9.95 by VODA, TZS 145 by DSE and TZS 50 by CRDB.

4.8.3 Collective Investment Schemes

During the financial year, investments in CIS continued to record growth in terms of assets under management as well as the number of funds in the market. As of 30th June 2024, the CIS market had a total Asset Under Management (AUM) of TZS 2,273.6 billion compared with TZS 1,550.7 billion registered in the previous financial year. The market has registered new funds namely Alpha Halal Fund and Timiza Fund.

4.8.3.1 UTT AMIS Managed Funds/Schemes

The AUM of UTT AMIS managed funds and related services have increased by TZS 702.8 billion compared to an increase of TZS 538.9 billion recorded in the prior year. During the financial year, AUM grew from TZS 1,535.4 billion to TZS 2,238.2 billion. The positive change in total AUM reflected increasing investors' confidence in UTT AMIS products due to safety, competitive returns and flexibility offered by schemes.

4.8.3.2 Watumishi Housing Investments (WHI) – Faida Fund

The AUM of the Faida Fund has also increased by TZS 10.1 billion compared to an increase of TZS 7.4 billion recorded in the previous year. During the year, the AUM grew from TZS 15.3 billion to TZS 25.4 billion. The NAV per unit in June 2024 was TZS 115.8 compared with TZS 104.9 in June 2023.


4.8.3.3 Zan Securities Limited (Zan) – Timiza Fund

The window for the initial offer of the Timiza Unit Trust Scheme (Timiza Fund) was open from 27th May 2024 to 26th June 2024. The Offer Document shows that the Fund planned to raise a total amount of TZS 10.0 billion while the unit price during the offer was TZS 100.0.

Source: Bank of Tanzania (BOT), National Bureau of Statistics (NBS), UTT AMIS, Watumishi Housing, Zan Securities Ltd, and DSE

The Board and Staff of UTT AMIS wish you all a Happy Festive Season and a Prosperous 2025

Wekeza Uwezeshwe!






9 | UTT AMIS
News Bulletin

UTT AMIS News Bulletin

[Containing updates up to 30th SEPTEMBER, 2024]



1.0	Asset Management & Investor Services Summary <ul style="list-style-type: none"> Currently managing six (6) collective investment schemes known as UMOJA FUND, WEKEZA MAISHA FUND, WATOTO FUND, JIKIMU FUND, LIQUID FUND and BOND FUND. Asset Under Management (AUM) value totaling TZS 2.4 trillion. UTT AMIS Plc introduced Wealth Management services with a portfolio worth TZS 33.3 billion. Maintaining a portfolio of around 358,123 investors. Offering competitive returns on client investments.
2.0	General Information on UTT AMIS Launched Schemes



SN	DESCRIPTION	DETAILS																																																																									
2.1	Umoja Fund	<p>The Scheme was launched on 16th May 2005. Umoja Fund is an open-ended balanced scheme, it was the first scheme launched by UTT AMIS. The Fund aims to offer investors an investment that provides medium to long-term capital growth with less volatility in investment activity than pure equity investments, via a diversified portfolio that consists of debt and equity instruments. Some important features of this scheme are as follows:</p> <ul style="list-style-type: none"> Units are sold at NAV [meaning there is no entry load]. Minimum investment amount is equal to the sale value of 10 units. Repurchase amount is payable after deducting 1% exit load on NAV. Flexible entry/ exit provisions – so one can buy as well as sell units on any business day. Partial repurchase is also allowed. <p>'Fact Sheet' as on 30th September, 2024 demonstrates the following returns:</p> <table border="1" style="margin-left: auto; margin-right: auto;"> <thead> <tr> <th>Since Launch [May, 2005]</th> <th>10 Years</th> <th>5 Years</th> <th>2 Years</th> <th>1 Year</th> </tr> </thead> <tbody> <tr> <td>15.1%</td> <td>13.8%</td> <td>16.2%</td> <td>12.9%</td> <td>11.3%</td> </tr> </tbody> </table> <p>UMOJA FUND NAV PER UNIT AND FUND SIZE MOVEMENTS SINCE INCEPTION TO 30th SEPT 2024</p> <table border="1" style="margin-left: auto; margin-right: auto;"> <thead> <tr> <th>Time</th> <th>Fund Size (TZS Billion)</th> <th>NAV Per Unit</th> </tr> </thead> <tbody> <tr><td>Nov-05</td><td>108</td><td></td></tr> <tr><td>Sep-06</td><td>62</td><td></td></tr> <tr><td>Sep-07</td><td>58</td><td></td></tr> <tr><td>Sep-08</td><td>62</td><td></td></tr> <tr><td>Sep-09</td><td>74</td><td></td></tr> <tr><td>Sep-10</td><td>84</td><td></td></tr> <tr><td>Sep-11</td><td>86</td><td></td></tr> <tr><td>Sep-12</td><td>97</td><td></td></tr> <tr><td>Sep-13</td><td>115</td><td></td></tr> <tr><td>Sep-14</td><td>208</td><td></td></tr> <tr><td>Sep-15</td><td>218</td><td></td></tr> <tr><td>Sep-16</td><td>218</td><td></td></tr> <tr><td>Sep-17</td><td>207</td><td></td></tr> <tr><td>Sep-18</td><td>224</td><td></td></tr> <tr><td>Sep-19</td><td>217</td><td></td></tr> <tr><td>Sep-20</td><td>230</td><td></td></tr> <tr><td>Sep-21</td><td>266</td><td></td></tr> <tr><td>Sep-22</td><td>294</td><td></td></tr> <tr><td>Sep-23</td><td>333</td><td></td></tr> <tr><td>Sep-24</td><td>373</td><td></td></tr> </tbody> </table>	Since Launch [May, 2005]	10 Years	5 Years	2 Years	1 Year	15.1%	13.8%	16.2%	12.9%	11.3%	Time	Fund Size (TZS Billion)	NAV Per Unit	Nov-05	108		Sep-06	62		Sep-07	58		Sep-08	62		Sep-09	74		Sep-10	84		Sep-11	86		Sep-12	97		Sep-13	115		Sep-14	208		Sep-15	218		Sep-16	218		Sep-17	207		Sep-18	224		Sep-19	217		Sep-20	230		Sep-21	266		Sep-22	294		Sep-23	333		Sep-24	373	
Since Launch [May, 2005]	10 Years	5 Years	2 Years	1 Year																																																																							
15.1%	13.8%	16.2%	12.9%	11.3%																																																																							
Time	Fund Size (TZS Billion)	NAV Per Unit																																																																									
Nov-05	108																																																																										
Sep-06	62																																																																										
Sep-07	58																																																																										
Sep-08	62																																																																										
Sep-09	74																																																																										
Sep-10	84																																																																										
Sep-11	86																																																																										
Sep-12	97																																																																										
Sep-13	115																																																																										
Sep-14	208																																																																										
Sep-15	218																																																																										
Sep-16	218																																																																										
Sep-17	207																																																																										
Sep-18	224																																																																										
Sep-19	217																																																																										
Sep-20	230																																																																										
Sep-21	266																																																																										
Sep-22	294																																																																										
Sep-23	333																																																																										
Sep-24	373																																																																										



2.2 **Wekeza Maisha**
[Invest Life]

A Unit Linked Insurance Plan [ULIP] offering twin benefits relating to investment and insurance. The Scheme has a 10-year window of investment with two options; a lump sum for ten years or periodic equal installments over ten years. More than 99.0% of the funds are invested in income-generating instruments and less than 1.0% cover insurance premiums. This fund is suited to investors seeking long-term capital growth through exposure to a broadly diversified portfolio of listed equities and debt instruments.

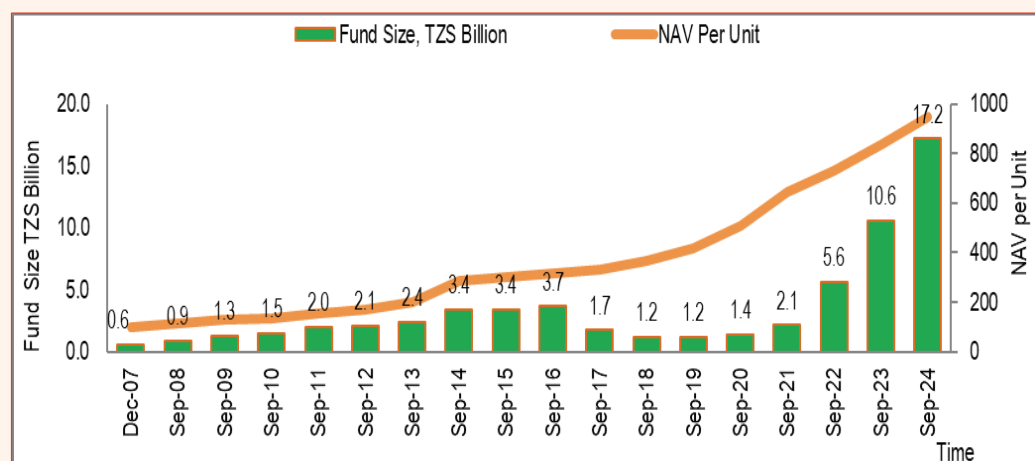
This Scheme was launched on 16th May 2007 with the following important features:

- Investors in the age group of 18 to 55 are allowed to invest.
- Scheme offers investment under two options: (a) Regular Contribution, and (b) Single Contribution
- Units are sold at NAV [meaning no entry load]
- One can join the Scheme by paying as low as TZS 8,340 on a per month basis [applicable where the Chosen Contribution Amount is TZS 1 million]
- Available Insurance Benefits are: - Life Insurance, Personal Accident and Funeral Expenses Cover
- This Scheme is a 'Systematic Investment Plan, whereby one can choose to pay his/her regular contributions on a Monthly, Half-Yearly, or Yearly basis.

'Fact Sheet' as on 30th September, 2024 demonstrates the following returns:

Since Launch [May,2007]	10 Years	5 Years	2 Years	1 Year
13.8%	23.3%	25.5%	14.6%	13.1%

WEKEZA MAISHA NAV PER UNIT AND FUND SIZE MOVEMENT SINCE INCEPTION TO 30th SEPT 2024





2.3

Watoto Fund
[Children's Career Plan]

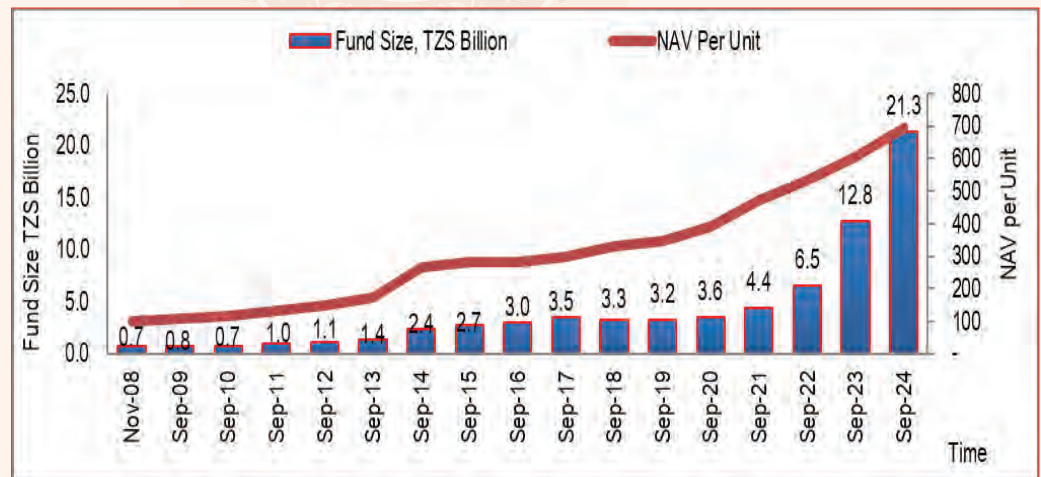
A child benefit-oriented plan, Watoto Fund was the third scheme launched by UTT AMIS as an investment platform aimed at creating a bright future for the young generation through investing in listed equities and debt instruments. The Fund is aimed at children and investments are done in the name of a child up to the age of 18 years. This Scheme was launched on 1st October 2008 with the following important features:

- Investments in the name of a child up to the age of 18 years can be made.
- Minimum Amount for Initial Investment is TZS 10,000 and for any subsequent additional investments is TZS 5,000.
- Units are sold at NAV [meaning no entry load].
- Scheme offers investment under two options: (a) Scholarship Option, and (b) Growth Option; and
- Scholarship as well as Repurchase payments are allowed after the beneficiary has attained 12 years of age.

'Fact Sheet' as of 30th September 2024 demonstrates the following returns:

Since Launch [October,2008]	10 Years	5 Years	2 Years	1 Year
12.9%	16.1%	19.9%	14.8%	14.5%

WATOTO FUND NAV PER UNIT AND FUND SIZE MOVEMENT SINCE INCEPTION TO 30th SEPT 2024




Jikimu
Income Scheme
 LIVE WELL ...YOU DESERVE IT

2.4

Jikimu Fund
[Regular Income Scheme]

Jikimu Fund was the fourth open-ended balanced scheme launched by UTT AMIS on 3rd November 2008, suited to investors seeking long-term capital growth through exposure to a broadly diversified portfolio of listed equities and debt instruments. The Scheme is an investment vehicle providing income and capital growth over time. Income is distributed on a quarterly and annual basis.

The Scheme has the following important features:

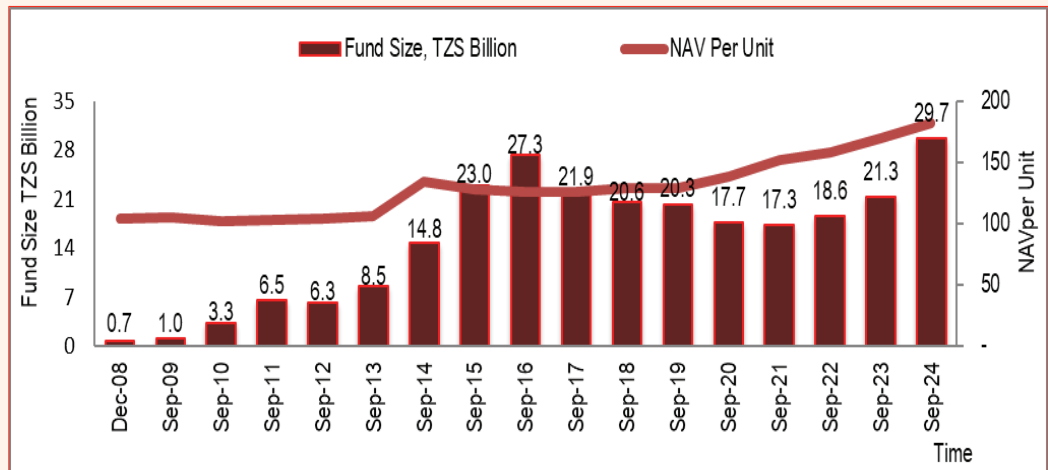
- Investment Plans and Minimum Amount: (a) Quarterly Income Distribution Plan [TZS 2 million] (b) Annual Income Distribution Plan [TZS 1 million] and (c) Annual Re-investment Plan/ Growth [TZS 5,000];
- Units are sold at NAV [meaning no entry load]; and
- Exit Load on Repurchase: (a) 2% for repurchase within 1 year, (b) 1.5% for repurchase between 1-2 years, (c) 1% between 2-3 years, and (d) Nil exit load after 3 years.

'Fact Sheet' as on 30th September, 2024 demonstrates the following returns:

Since Launch [November, 2008]	10 Years	5 Years	2 Years	1 Year
16.1%	16.5%	15.6%	14.9%	14.6%

Total Income Distribution [ID] as on 30 th September, 2024		
Particulars	Amount, Billions TZS	Per Unit TZS
Since Launch [November, 2008]	16.9	185.5
One Year [Oct 23-Sept 24]	1.0	12.0

JIKIMU FUND NAV PER UNIT AND FUND SIZE MOVEMENT SINCE INCEPTION TO 30th SEPT 2024





2.5 **Liquid Fund**

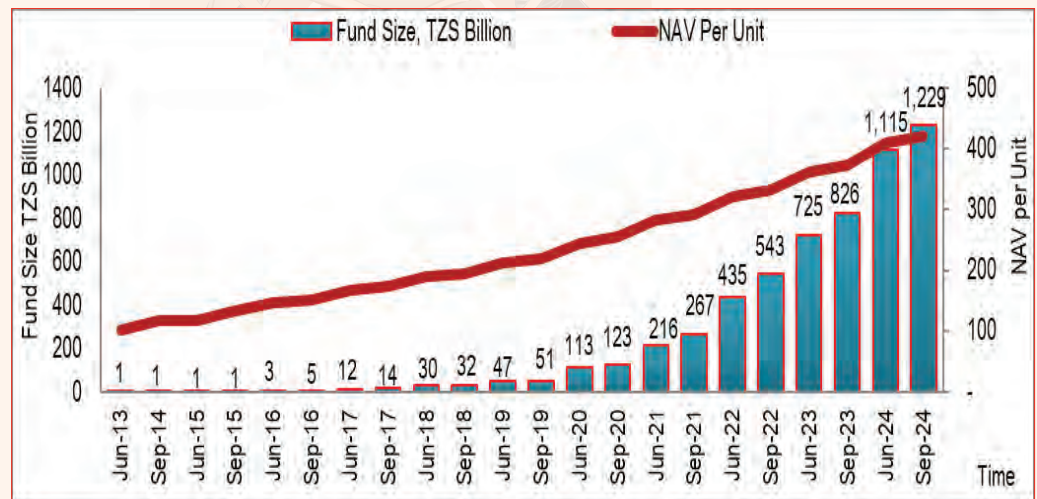
Liquid Fund was the fifth open-ended scheme to be launched by UTT AMIS on 1st March 2013, aimed at providing a high level of liquidity coupled with low risk. The Fund suites Investors seeking short, medium to long-term capital growth through exposure to a broadly diversified portfolio of debt instruments. The Scheme has the following features:

- Suitable for individual investors as well as institutional investors.
- Minimum amount for initial investment is TZS 100,000 and for any subsequent additional investments is TZS 10,000.
- It is open for both Residents as well as Non-residents; and
- There is no exit load.

'Fact Sheet' as on 30th September, 2024 demonstrates the following returns:

Since Launch [March, 2013]	10 Years	5 Years	2 Years	1 Year
13.2%	13.6%	13.9%	13.4%	13.0%

LIQUID FUND NAV PER UNIT AND FUND SIZE MOVEMENT SINCE INCEPTION TO 30th SEPT 2024





2.6 **Bond Fund**

The Bond Fund is the latest open-ended scheme to be launched by UTT AMIS on 16th September 2019, designed to generate periodic income, subject to distributable surplus and capital appreciation to investors. The Fund suites Investors seeking medium to long-term capital growth through exposure to a broadly diversified portfolio of debt instruments. The Fund aims at providing capital appreciation for long-term investors and distributing income, subject to distributable surplus, periodically.

Total Income Distribution [ID] as on 30 th September, 2024		
Particulars	Amount, Billions TZS	Per Unit TZS
Since Launch [Sept, 2019]	69.2	57.0
One Year [Oct 23 - Sept 24]	30.1	12.0

The fund was launched on 16th September 2019 (IPO) with the following features:

- It is open for Tanzanians and Non-Tanzanians Individual and institutional investors; and
- There is no entry and exit load.

The Scheme offers investment options under three plans:

- Reinvestment Plan.
- Monthly Income Distribution Plan; and
- Semi-annual Income Distribution Plan.

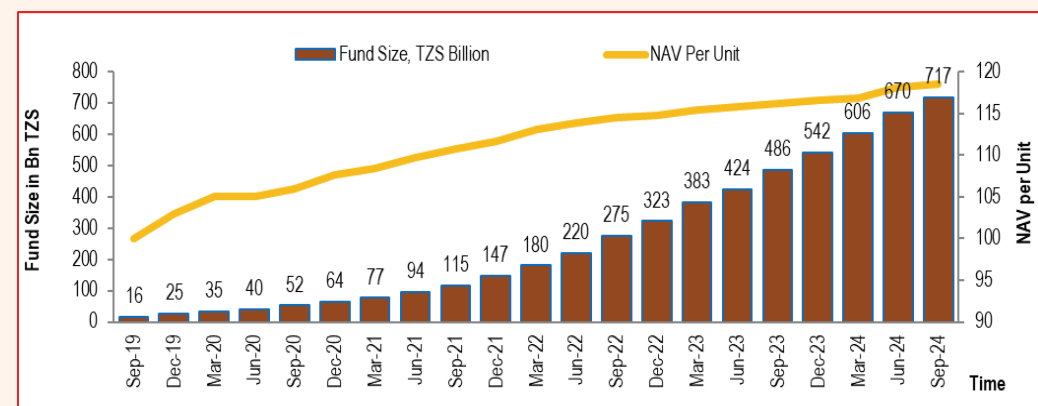
Minimum Initial Investment

- TZS 50,000 for reinvestment option.
- TZS 10 million for monthly income distribution; and (c) TZS 5 million for semi-annual income distribution.

'Fact Sheet' as on 30th September, 2024 demonstrates the following returns:

Annualized Returns [%] as on 30 th September, 2024			
Since Launch [Sept, 2019]	3 Years	2 Years	1 Year
14.5%	13.0%	12.3%	12.4%

BOND FUND NAV PER UNIT AND FUND SIZE MOVEMENT SINCE INCEPTION TO 30th SEPT 2024





2.7	<p>UTT Wealth Management</p>	<p>UTT Wealth Management is a customized financial product tailored to cater investor's need as per the prevailing market conditions.</p> <p>Eligibility</p> <p>Open Investment to individuals and institutional investors for both Tanzanians and foreigners.</p> <p>Minimum Initial Investment</p> <p>Minimum initial of TZS 100 million. Investors can build their wealth with customized portfolio catering to individual specific goals be it capital accumulation or income generation.</p> <p>Fees/Charges</p> <p>We charge an annual management fee ranging from 1.0% on AUM.</p> <p>Investment Policy and Management Contract</p> <p>For each investor, an investment policy and Management contract are established and tailored to the individual client's needs. Investment policy serves as a guide to the client's portfolio.</p> <p>UTT Wealth Management Fund Size Movement from Inception to 30th September 2024</p> <table border="1"> <caption>Funds under Wealth Management Service TZS - Billions</caption> <thead> <tr> <th>Date</th> <th>Funds (TZS - Billions)</th> </tr> </thead> <tbody> <tr><td>30-Jun-16</td><td>0.8</td></tr> <tr><td>31-Dec-16</td><td>1.5</td></tr> <tr><td>30-Jun-17</td><td>5.0</td></tr> <tr><td>31-Dec-17</td><td>5.4</td></tr> <tr><td>30-Jun-18</td><td>10.3</td></tr> <tr><td>31-Dec-18</td><td>11.0</td></tr> <tr><td>30-Jun-19</td><td>11.4</td></tr> <tr><td>31-Dec-19</td><td>12.8</td></tr> <tr><td>30-Jun-20</td><td>14.0</td></tr> <tr><td>31-Dec-20</td><td>17.2</td></tr> <tr><td>30-Jun-21</td><td>20.8</td></tr> <tr><td>31-Dec-21</td><td>23.0</td></tr> <tr><td>30-Jun-22</td><td>25.1</td></tr> <tr><td>31-Dec-22</td><td>25.3</td></tr> <tr><td>30-Jun-23</td><td>27.6</td></tr> <tr><td>31-Dec-23</td><td>27.7</td></tr> <tr><td>30-Jun-24</td><td>31.8</td></tr> <tr><td>30-Sep-24</td><td>33.3</td></tr> </tbody> </table>	Date	Funds (TZS - Billions)	30-Jun-16	0.8	31-Dec-16	1.5	30-Jun-17	5.0	31-Dec-17	5.4	30-Jun-18	10.3	31-Dec-18	11.0	30-Jun-19	11.4	31-Dec-19	12.8	30-Jun-20	14.0	31-Dec-20	17.2	30-Jun-21	20.8	31-Dec-21	23.0	30-Jun-22	25.1	31-Dec-22	25.3	30-Jun-23	27.6	31-Dec-23	27.7	30-Jun-24	31.8	30-Sep-24	33.3
Date	Funds (TZS - Billions)																																							
30-Jun-16	0.8																																							
31-Dec-16	1.5																																							
30-Jun-17	5.0																																							
31-Dec-17	5.4																																							
30-Jun-18	10.3																																							
31-Dec-18	11.0																																							
30-Jun-19	11.4																																							
31-Dec-19	12.8																																							
30-Jun-20	14.0																																							
31-Dec-20	17.2																																							
30-Jun-21	20.8																																							
31-Dec-21	23.0																																							
30-Jun-22	25.1																																							
31-Dec-22	25.3																																							
30-Jun-23	27.6																																							
31-Dec-23	27.7																																							
30-Jun-24	31.8																																							
30-Sep-24	33.3																																							
3.0		<p>Investors' Education Column</p>																																						
3.1	<p>Joining/ Investing in UTT launched scheme</p>	<p>Investors can easily join and invest in launched schemes through the following platforms.</p> <p>i. Physical Office</p> <p>By completing the application form and depositing funds in the account of the Fund through branches of CRDB Bank and Licensed Dealing Members of the Dar es Salaam Stock Exchange.</p> <p>ii. Mobile Platforms (SimInvest)</p> <p>Investors can open an account of the fund via mobile phone by using USSD Code *150*82# or UTT AMIS App. After opening a funds account investors can start investing through M-PESA, TIGO PESA, AIRTEL MONEY or via bank transfer. Detailed procedures are provided on the application form. You may also obtain them from: https://www.uttamis.co.tz/invest-with-us-mobile-operators.</p> <ul style="list-style-type: none"> • Contact UTT Call Centre at the following Toll-Free Numbers: 0800112020 or 0754800455 & 544 [voda to voda] or 0715800455 & 544 [tigo to tigo] or 0782800455 [airtel] and obtain your respective scheme's 'Investor Account Number'. • Thereafter, visit any branch of CRDB and deposit the amount you wish to invest [please indicate your investor a/c number on the CRDB's deposit slip]. • Within 10 business days, UTT shall issue/ dispatch a 'Statement of Account [SOA]' to the investor. • Investors can also obtain services from UTT AMIS 'Investor Service Centers' located in: Arusha – Ngorongoro Building 4th Floor, Mwanza - NSSF Building Mezzanine Floor, Mbeya - NHIF Building Second Floor and Dodoma - PSSF Building 6th Floor and Zanzibar - Thabit Kombo Building Third Floor. <i>Contact addresses are provided here below.</i> 																																						

3.2	<p>What is inflation and how does it affect the common man?</p>	<p>In simple economic terms – <i>“Inflation is a rise in the general level of prices of goods and services in an economy over a period of time”</i>. When the price level rises, as an effect each unit of a currency buys fewer goods and services.</p> <p>In an economy though there could be many factors which may contribute towards the high rates of inflation or hyperinflation, however one of the prime reasons among them is - the ‘excessive growth of money supply’. When in a country the money supply grows at a faster pace comparative to the rate of economic growth, it provides an easy fuel to the inflationary powers.</p> <p>Globally, the generally accepted indicators to measure inflation are Wholesale Price Index [WPI], Consumer Price Index [CPI], Personal Consumption Expenditure Price Index [PCEPI], and GDP Deflator etc. The Consumer Price Index [CPI] in a country measures prices of a selection of goods and services as purchased by a representing class of consumers.</p> <p>From a common man’s perspective, it is important to understand that the task of checking inflationary conditions in a country is normally vested with the Central Bank. Time and again such monitoring authorities take various measures as they deem fit & proper to effectively manage the pace of inflation in an economy.</p> <p>Important Lesson: In a rising inflation economy, keep investing at regular intervals even if the amount is small. By practicing a disciplined systematic investment approach, you can ease off the negative impact of rising inflation on your investments.</p>																																																																														
3.3	<p>What is ‘Magic of Compounding’?</p>	<p>Simply put, compounding refers to the re-investment of income at the same rate of return to constantly grow the principal amount, year after year. Cumulative fixed deposits are a prime example of compounding at work, wherein the total interest that you get paid for the period is more than the rate of interest multiplied by the period of the deposit.</p> <p>Would you care too much whether your rate of return is 10% or 12%? The fact is that if you did, it would make a big difference to your wealth creation as time progresses. The benefit from compounding arises primarily from the fact that income keeps growing the principal to generate higher absolute returns each year. Higher rates of return or longer investment periods increase the principal amount in geometric proportions.</p> <p>The Impact of ‘Power of Compounding’:</p> <p>Use the table below, to see the impact of ‘power of compounding’ on one-time investment of TZS 50,000/- and TZS 5,000,000/= with different rates of return and periods.</p> <p>Table I.</p> <table border="1" data-bbox="432 1299 1455 1608"> <thead> <tr> <th rowspan="2">Interest Rate</th> <th colspan="2">12%</th> <th colspan="2">14%</th> </tr> <tr> <th>50,000/=</th> <th>5,000,000/=</th> <th>50,000/=</th> <th>5,000,000/=</th> </tr> </thead> <tbody> <tr> <td>Principle/Time</td> <td></td> <td></td> <td></td> <td></td> </tr> <tr> <td>1</td> <td>56,000.00</td> <td>5,600,000.00</td> <td>57,000.00</td> <td>5,700,000.00</td> </tr> <tr> <td>3</td> <td>70,246.40</td> <td>7,024,640.00</td> <td>74,077.20</td> <td>7,407,720.00</td> </tr> <tr> <td>5</td> <td>88,117.08</td> <td>8,811,708.42</td> <td>96,270.73</td> <td>9,627,072.91</td> </tr> <tr> <td>10</td> <td>155,292.41</td> <td>15,529,241.04</td> <td>185,361.07</td> <td>18,536,106.57</td> </tr> <tr> <td>20</td> <td>482,314.65</td> <td>48,231,465.47</td> <td>687,174.49</td> <td>68,717,449.36</td> </tr> </tbody> </table> <p>The table II below also shows the benefit from investing TZS 50,000,000/= and TZS 100,000,000/=, to see the impact of ‘power of compounding’ on one-time investment with different rates of return and time periods.</p> <p>Table II.</p> <table border="1" data-bbox="432 1780 1455 2089"> <thead> <tr> <th rowspan="2">Interest Rate</th> <th colspan="2">12%</th> <th colspan="2">14%</th> </tr> <tr> <th>50,000,000/=</th> <th>100,000,000/=</th> <th>50,000,000/=</th> <th>100,000,000/=</th> </tr> </thead> <tbody> <tr> <td>Principle/Time</td> <td></td> <td></td> <td></td> <td></td> </tr> <tr> <td>1</td> <td>56,000,000.00</td> <td>112,000,000.00</td> <td>57,000,000.00</td> <td>114,000,000.00</td> </tr> <tr> <td>3</td> <td>70,246,400.00</td> <td>140,492,800.00</td> <td>74,077,200.00</td> <td>148,154,400.00</td> </tr> <tr> <td>5</td> <td>88,117,084.16</td> <td>176,234,168.32</td> <td>96,270,729.12</td> <td>192,541,458.24</td> </tr> <tr> <td>10</td> <td>155,292,410.42</td> <td>310,584,820.83</td> <td>185,361,065.71</td> <td>370,722,131.41</td> </tr> <tr> <td>20</td> <td>482,314,654.66</td> <td>964,629,309.33</td> <td>687,174,493.59</td> <td>1,374,348,987.19</td> </tr> </tbody> </table>	Interest Rate	12%		14%		50,000/=	5,000,000/=	50,000/=	5,000,000/=	Principle/Time					1	56,000.00	5,600,000.00	57,000.00	5,700,000.00	3	70,246.40	7,024,640.00	74,077.20	7,407,720.00	5	88,117.08	8,811,708.42	96,270.73	9,627,072.91	10	155,292.41	15,529,241.04	185,361.07	18,536,106.57	20	482,314.65	48,231,465.47	687,174.49	68,717,449.36	Interest Rate	12%		14%		50,000,000/=	100,000,000/=	50,000,000/=	100,000,000/=	Principle/Time					1	56,000,000.00	112,000,000.00	57,000,000.00	114,000,000.00	3	70,246,400.00	140,492,800.00	74,077,200.00	148,154,400.00	5	88,117,084.16	176,234,168.32	96,270,729.12	192,541,458.24	10	155,292,410.42	310,584,820.83	185,361,065.71	370,722,131.41	20	482,314,654.66	964,629,309.33	687,174,493.59	1,374,348,987.19
Interest Rate	12%			14%																																																																												
	50,000/=	5,000,000/=	50,000/=	5,000,000/=																																																																												
Principle/Time																																																																																
1	56,000.00	5,600,000.00	57,000.00	5,700,000.00																																																																												
3	70,246.40	7,024,640.00	74,077.20	7,407,720.00																																																																												
5	88,117.08	8,811,708.42	96,270.73	9,627,072.91																																																																												
10	155,292.41	15,529,241.04	185,361.07	18,536,106.57																																																																												
20	482,314.65	48,231,465.47	687,174.49	68,717,449.36																																																																												
Interest Rate	12%		14%																																																																													
	50,000,000/=	100,000,000/=	50,000,000/=	100,000,000/=																																																																												
Principle/Time																																																																																
1	56,000,000.00	112,000,000.00	57,000,000.00	114,000,000.00																																																																												
3	70,246,400.00	140,492,800.00	74,077,200.00	148,154,400.00																																																																												
5	88,117,084.16	176,234,168.32	96,270,729.12	192,541,458.24																																																																												
10	155,292,410.42	310,584,820.83	185,361,065.71	370,722,131.41																																																																												
20	482,314,654.66	964,629,309.33	687,174,493.59	1,374,348,987.19																																																																												

Consider table III, IV, V and VI below which highlights the benefit and impact of compounding (magic of compounding) earned from investing TZS 50,000/=, TZS 100,000/=, TZS 500,000/= and TZS 1,000,000/= on monthly basis for different period and rates of return.

Table III. Investment of TZS 50,000/= made on every month for ten years assuming different rates of return and time periods.

No. Deposits	Year/ Rates	10%	12%	14%
12	1	628,278.40	634,125.15	640,037.27
36	3	2,089,091.05	2,153,843.92	2,221,139.98
60	5	3,871,853.61	4,083,483.49	4,309,756.26
120	10	10,242,248.95	11,501,934.47	12,953,445.60
240	20	37,968,441.80	49,462,768.27	65,058,300.25

Table IV. Investment of TZS 100,000/= made on every month for ten years assuming different rates of return and time periods.

No. Deposits	Year/ Rates	10%	12%	14%
12	1	1,256,556.81	1,268,250.30	1,280,074.54
36	3	4,178,182.11	4,307,687.84	4,442,279.95
60	5	7,743,707.22	8,166,966.99	8,619,512.51
120	10	20,484,497.89	23,003,868.95	25,906,891.21
240	20	75,936,883.60	98,925,536.54	130,116,600.51

Table V. Investment of TZS 500,000/= made on every month for ten years assuming different rates of return and time periods.

No. Deposits	Year/ Rates	10%	12%	14%
12	1	6,282,784.05	6,341,251.51	6,400,372.68
36	3	20,890,910.55	21,538,439.18	22,211,399.75
60	5	38,718,536.09	40,834,834.93	43,097,562.55
120	10	102,422,489.45	115,019,344.73	129,534,456.05
240	20	379,684,417.99	494,627,682.69	650,583,002.53

Table VI. Investment of TZS 1,000,000/= made on every month to year ten with different rates of return and time periods.

No. Deposits	Year/ Rates	10%	12%	14%
12	1	12,565,568.09	12,682,503.01	12,800,745.36
36	3	41,781,821.09	43,076,878.36	44,422,799.50
60	5	77,437,072.17	81,669,669.86	86,195,125.10
120	10	204,844,978.90	230,038,689.46	259,068,912.10
240	20	759,368,835.99	989,255,365.39	1,301,166,005.06

By now, you've probably figured out the obvious conclusion from the above table. It is literally 'a waste of time and money' to let your wealth lie in low-income yielding investments for prolonged periods of time. You also must realize that **TIME** and **RATE OF RETURN** are the sources of the magic of compounding!!

Important Lessons: (1) Look for an investment opportunity, which can offer you comparatively superior returns; and (2) remain invested for a long time to avail the benefit of 'Magic of Compounding'.

4.0	Contact us	<p>For any additional information on UTT launched schemes, please contact us at the following address:</p> <p>DAR ES SALAAM OFFICE The Managing Director, UTT AMIS Plc, 2nd Floor, Sukari House, Sokoine Drive/ Ohio Street, P.O.Box 14825, Dar es Salaam Phone No: +255 22 2128460 Toll Free: 0800112020 Fax No: +255 22 2137593 Email: uwekezaji@uttamis.co.tz Website: www.uttamis.co.tz</p> <p>ARUSHA OFFICE 4th Floor, Ngorongoro Conservation Office, P.O. Box 2490, Arusha, Phone No: +255 (0) 27 2970625 Fax: +255 (0) 22 2137593 Email: uwekezaji@uttamis.co.tz</p> <p>MBEYA OFFICE 2nd Floor, NHIF Tower, Mbeya P.O. Box 1210, Mbeya, Phone No: +255 (0) 25 2500371 Fax: +255 (0) 22 2137593 Email: uwekezaji@uttamis.co.tz</p> <p>DODOMA OFFICE 6th Floor, PSSSF House, P.O. Box 1310, Makole Street, Dodoma - Tanzania, Phone No: +255 26 2323861 Fax No: +255 26 2323862 Email: uwekezaji@uttamis.co.tz</p> <p>MWANZA OFFICE Mezzanine, NSSF Commercial Complex P.O. Box 640, Mwanza, Phone No: +255 (0) 28 2505072 Fax: +255 (0) 22 2137593 Email: uwekezaji@uttamis.co.tz</p> <p>ZANZIBAR OFFICE 3rd Floor, Sheikh Thabit Kobo Building- Michezani P.O. Box 2190, Zanzibar, Phone No: +255 (0) 242941274 Fax: +255 (0) 22 2137593 Email: uwekezaji@uttamis.co.tz</p>
-----	-------------------	---



OTHER UTT AMIS SCHEMES

